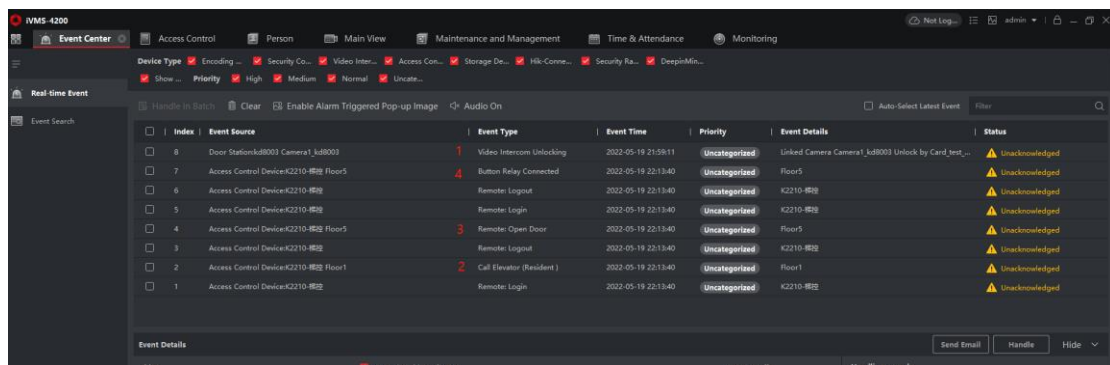
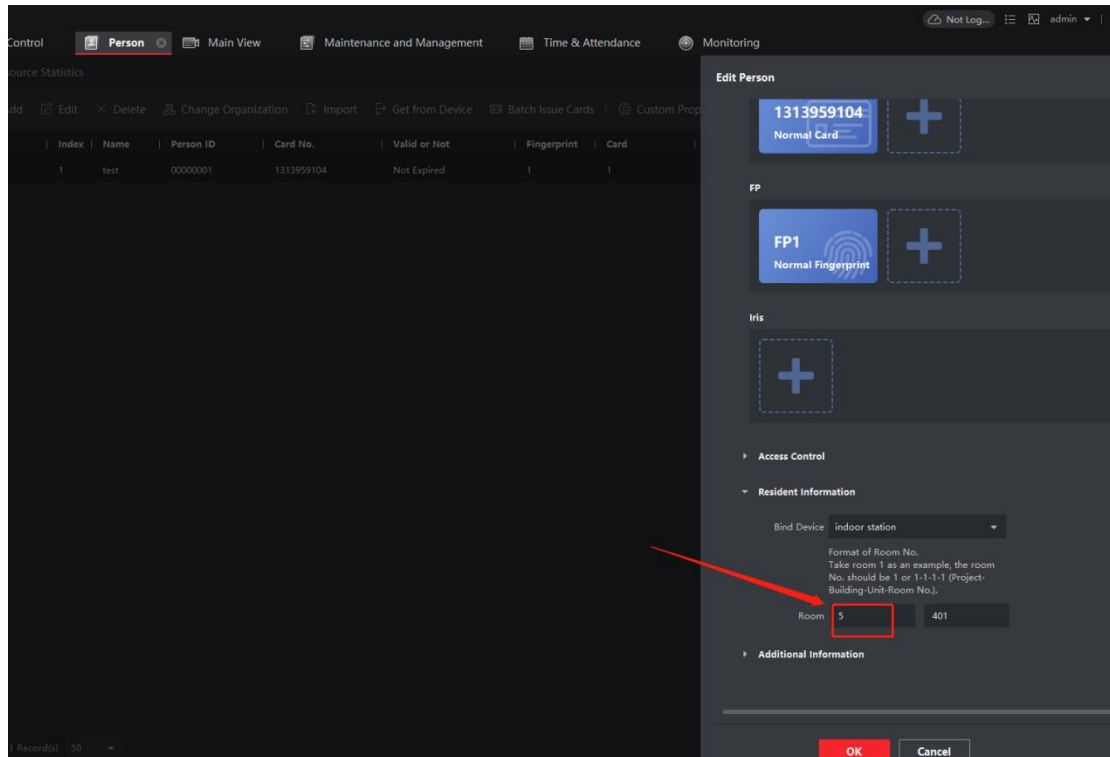


## 梯控-可视对讲访客或主人获得按键权限（配置要点说明）

### Visitor or owner obtains button permissions base on Elevator Control -Video Intercom ( key points of configuration)

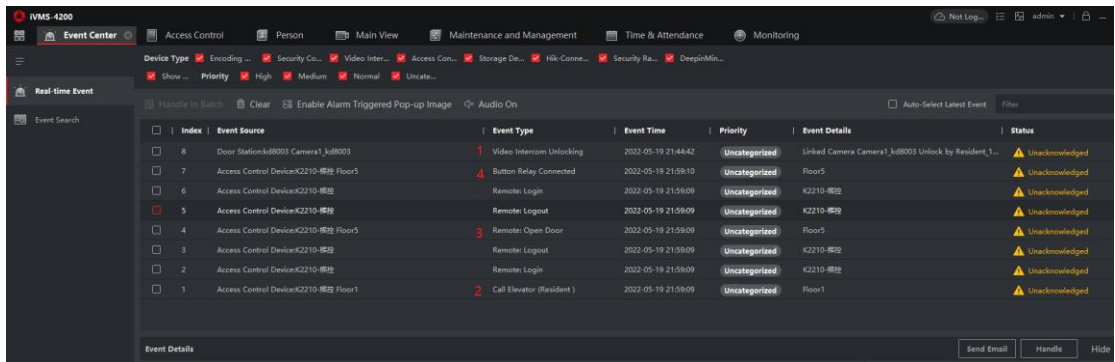
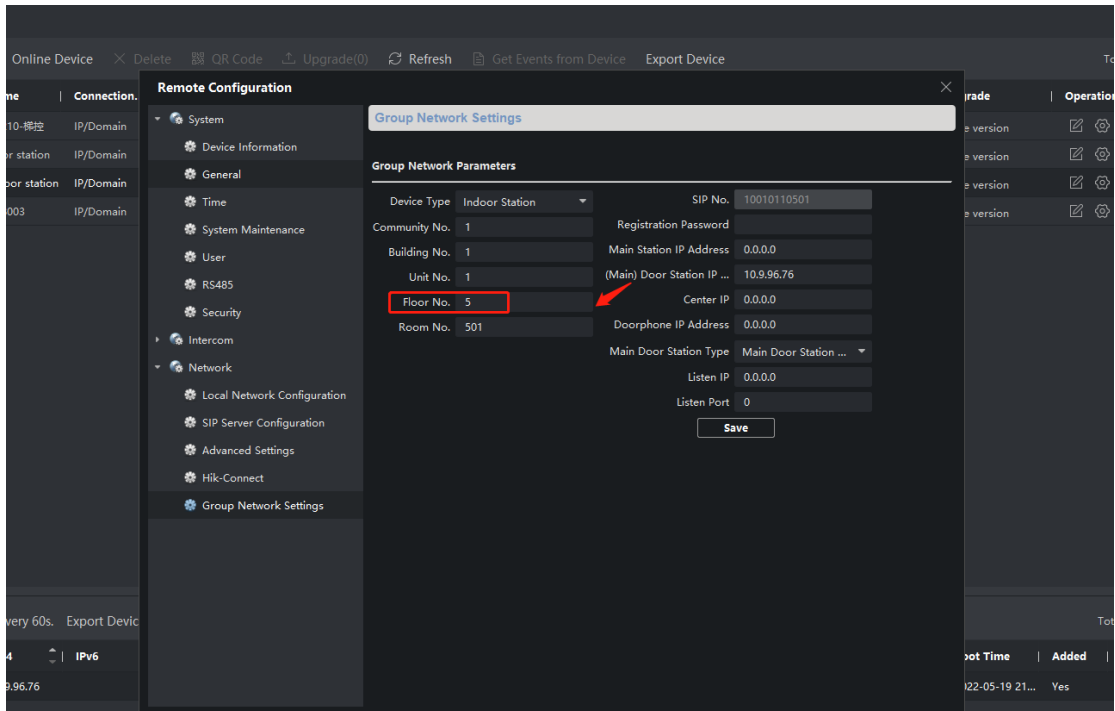
**场景一：**主人用卡片刷卡门口机，主人卡片的住户信息中的楼层发送给梯控，梯控得到楼层事件，联动对应楼层所配置的继电器。

**Scenario 1:** The owner uses the card to swipe the door station, and the floor in the resident information of the owner's card is sent to the elevator control, and the elevator control gets the floor event and links the relay configured on the corresponding floor.



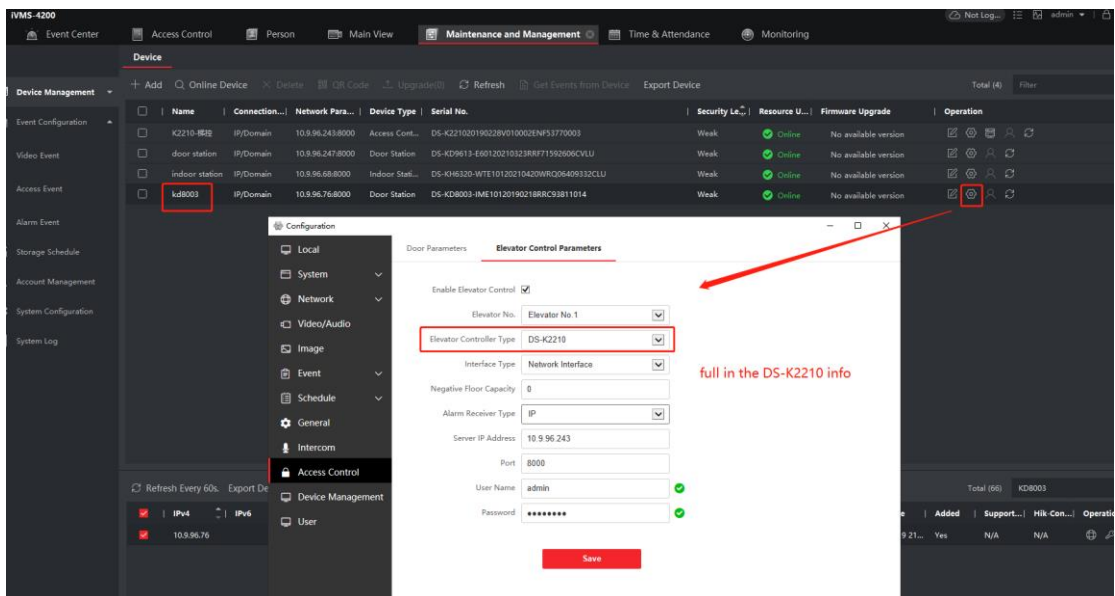
**场景二：**访客用门口机呼叫室内机，室内机的开锁，室内机的所在楼层发送给门口机，门口机发送给梯控楼层信息，梯控的楼层联动对应的继电器输出。

**Scenario 2:** The visitor uses the door station to call the indoor station, the indoor station is unlocked, the floor of the indoor station is sent to the door station, the door station sends the floor information to the elevator control, and the relay output corresponding to the elevator-controlled floor linkage.



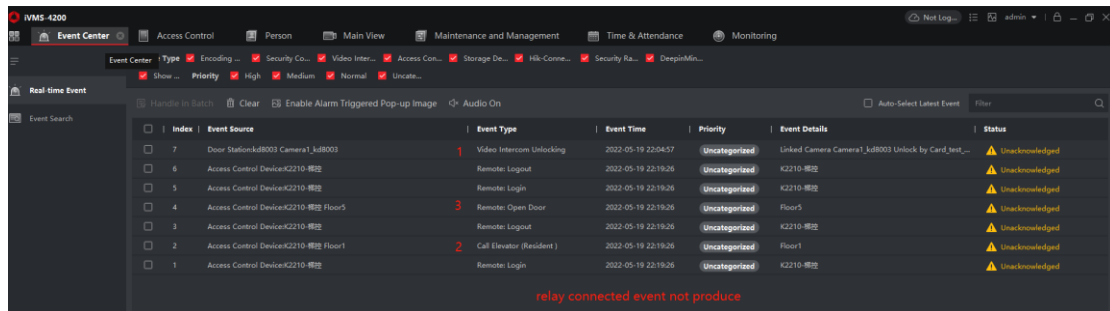
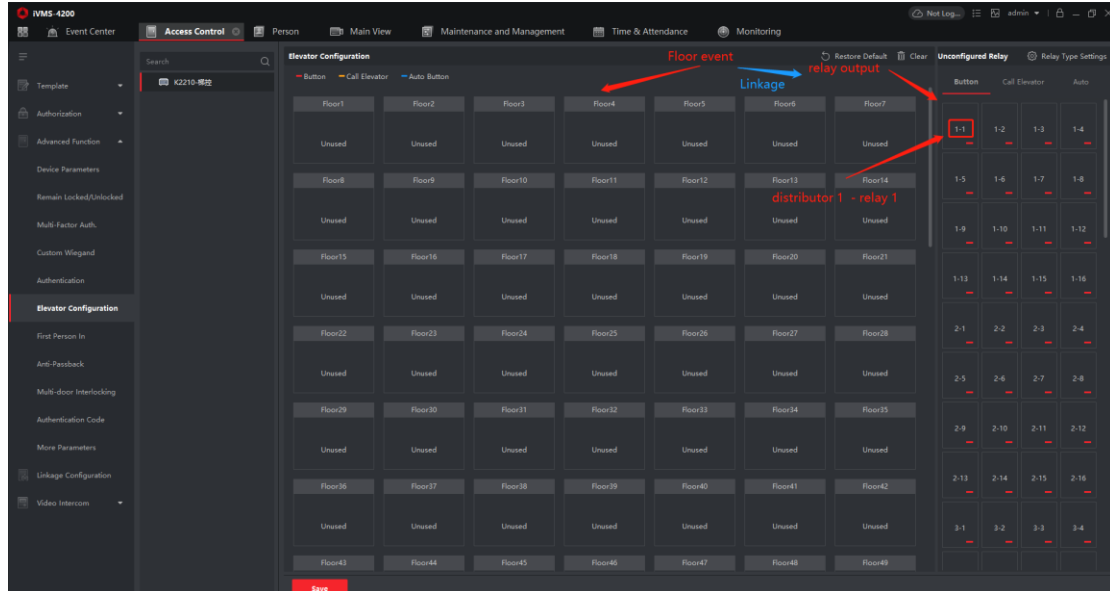
要点 1: 门口机要传输楼层信息给梯控, 需要在门口机添加上主控的信息。

Point 1: To transmit the floor information to the elevator control, the door station needs to add the information of the main control to the door station.



**要点 2:** 楼层联动对应分控的继电器输出，如果不配置，那么主控收到的楼层事件不会去联动相应分控的继电器。

**Point 2:** The floor linkage corresponds to the relay output of the sub-control. If it is not configured, the floor event received by the main control will not be linked to the relay of the corresponding sub-control.



**要点 3:** 分控梯控 (DS-K2M0016A) 拨码 DIP 需要拨到十进制 3-10 范围内，第一个按键分控就拨 11000000，十进制为 3。

**Point 3:** The DIP switch of distributed elevator controller (DS-K2M0016A) is decimal 3-10.