

iVMS-4500HD

Version:V4.0 build161207

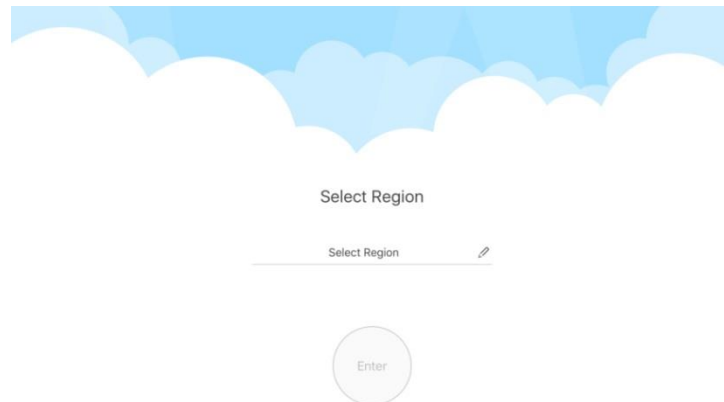
Release Note

(2016-12-27 External)


V4.0 Key Updates

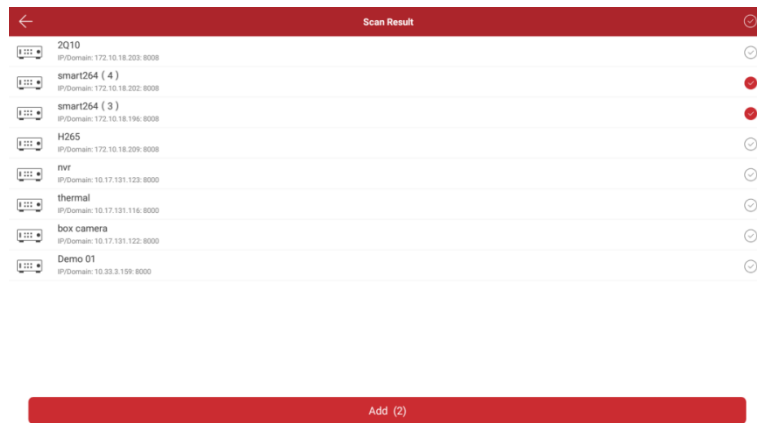
Added New Features:

1. Newly designed UI to provide a new experience and the convenient operation.
2. Provide region selection for the first time you run the iVMS-4500 HD software. You can also change the region in Configuration page.





3. You can add the device by scanning the QR code of the device. The QR code can be obtained via iVMS-4200 client software, iVMS-4500 mobile client software, iVMS-4500 HD mobile client software or the local menu of the device.
4. Support exporting devices in batch by generating the QR code and you can save the QR code picture to the tablet. And support importing devices in batch by scanning the QR code picture generated above from the tablet album.

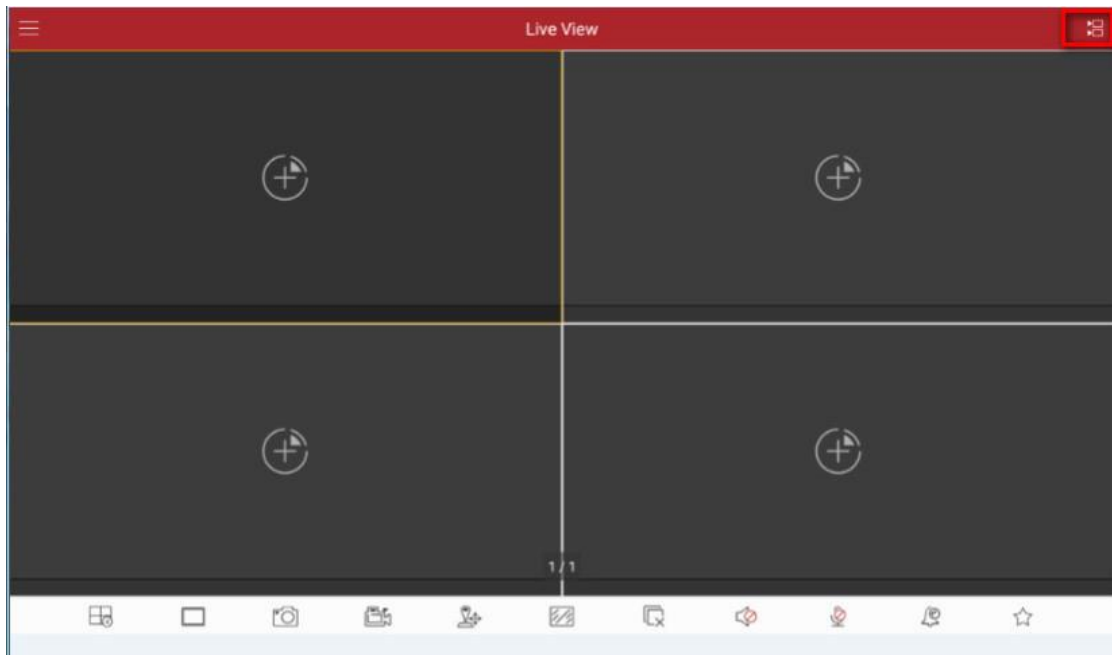




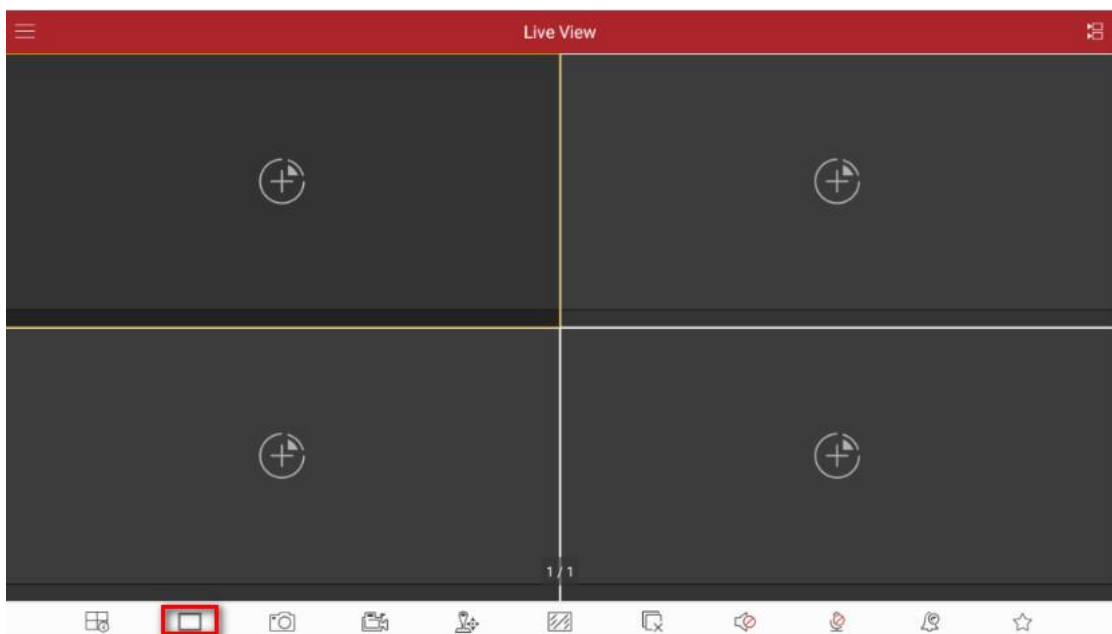
5. You can search and add the online device in the same local area network with the tablet and edit its network parameters.



6. Add device activation function and initialize the admin password.
7. You can switch the camera/view displaying mode to icon or thumbnail mode on the camera/view list panel. Click  or  view the camera list.



8. Provide / / / to set the window division as desired.
9. Support setting the aspect ratio for the live view window. You can select stretch, 4:3 and 16:9.



10. The speed of the remote playback can be set as 1/16X, 1/8X, 1/4X, 1/2X, 1X, 2X, 4X, 8X and 16X. You can select the playback speed as desired.
11. Provide hardware decoding for live view and playback.