

# DS-PHA Hybrid Panel

## Version: V1.3.2

### Release Note (2021-11-29)

#### 1. Firmware Basic Information

<b>Firmware Basic Information</b>	Firmware Version	V1.3.2 build 211021
	Web Version	V4.25.1 build 211019

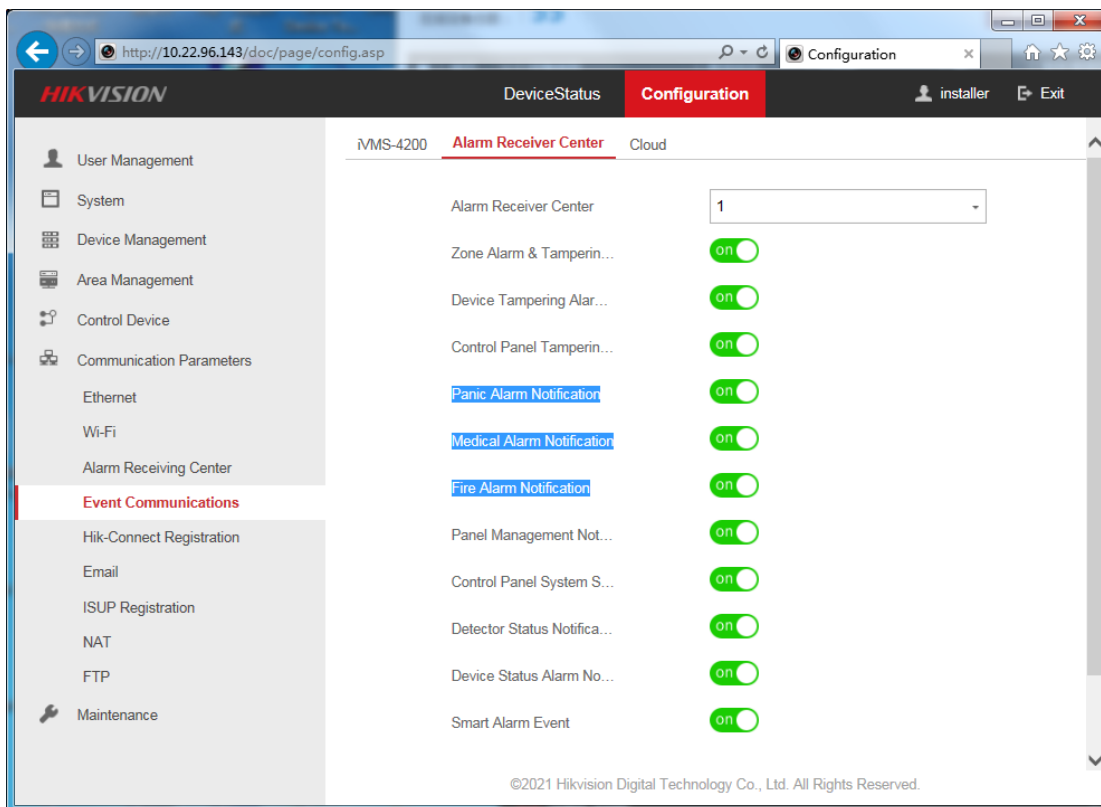
#### Notes:

1. Please update firmware to the latest version to ensure the perfect user experience.
2. For installers, it is recommended to install and maintain devices via Hik-ProConnect.

#### 2. V1.3.2 Upgrade Note

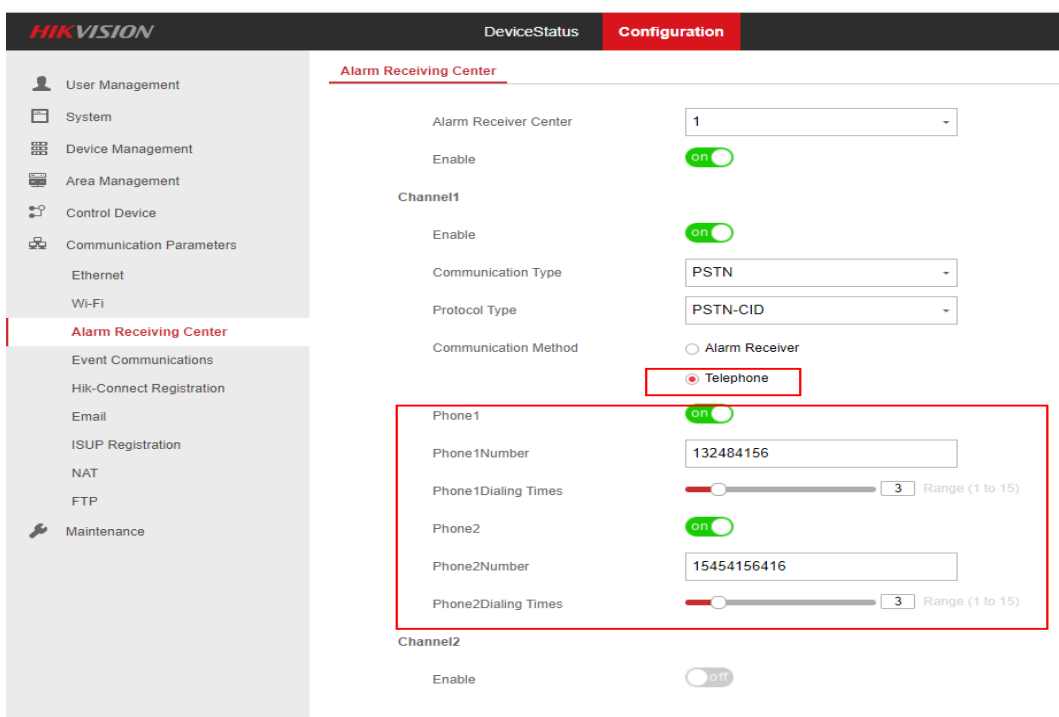
##### 2.1 Added Function:

- 1) ARC Event notifications types add **Panic, Medical, Fire Alarm,**  
enabled by default

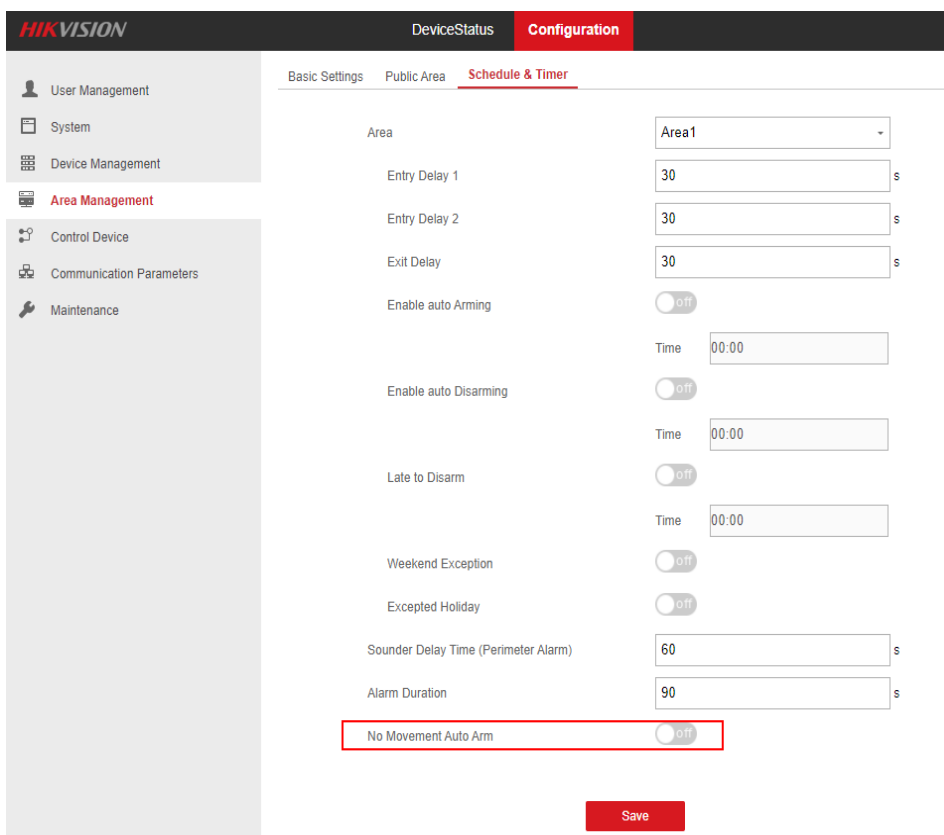


## 2) PSTN module supports alarm call telephone function:

This function disabled by default. After configuring "Telephone", when the alarm is triggered, the configured phones will receive the call.

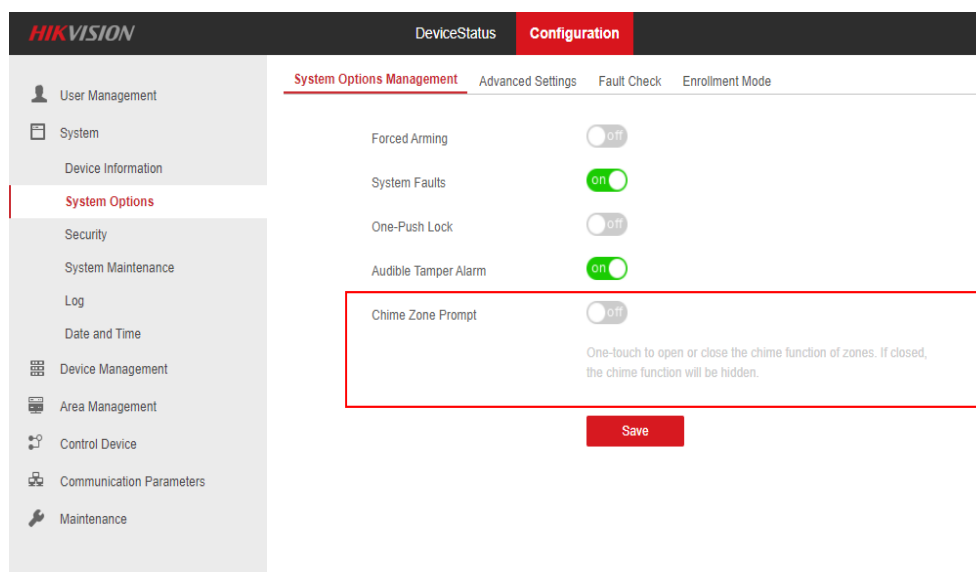


### 3) Add “No Movement Auto Arm” function



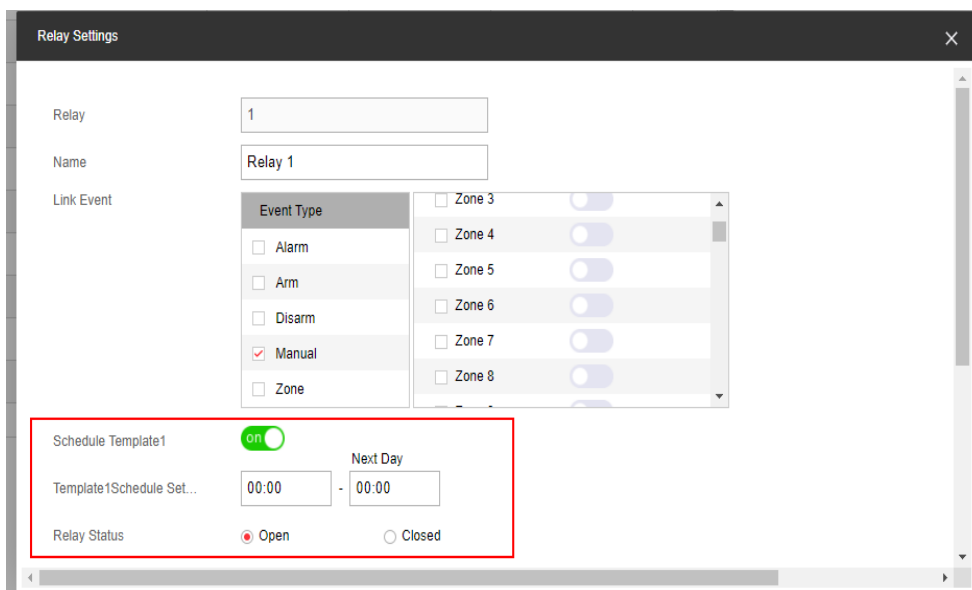
### 4) Zone support chime function

Support one-push open or close the chime function of zones. If closed, the chime function will be hidden.



### 5) Relay supports schedule function

Relay supports schedule template function.



## 2.2 Feature Optimization:

### 1) Increase in the number of users and areas(Only for PHA64 series panel)

- 1) The number of users increased to 64 users, including one installer account, one admin account, one manufacturer account, and 61 operator accounts.
- 2) The number of areas increased to 32 areas.

### 2) Keypad locking mechanism Optimization

After entering the wrong password for 7 times, the panel will be locked and report the CID event. If the keypad is locked because of entering wrong password, after unlocking the keypad, it will continue to be locked after entering the wrong password once.

### 3) Panel tamper mechanism Optimization

When the panel disabled the forced arming, if the panel's tampering is triggered, the system will not be able to arm.

After the panel tamper is triggered, the panel's firmware can't be upgrade through the web interface.

### 4) Battery and Zone fault function Optimization

- 1) Added the memory of battery fault, restore the physical status, and clear the memory by clearing the alarm.
- 2) Within 10s of triggering of the zone, the keyboard will display the zone trigger, and the zone fault will be displayed for more than 10s, added the memory of zone fault, restore the physical status, and clear the memory by clearing the alarm.

### **5) Disabled Zone function Optimization**

When the Disabled Zone changed to other zone type, the panel will upload the permanent bypass restore CID event.

### **6) Keypad status display function optimization**

- 1) The keyboard displays the events according to their priority. When a page isn't fully displayed, there is a text prompt to turn the page to view, and it will automatically turn the page. The auto switching time interval is 5S. The high priority will be displayed first, and the emergency alarm is displayed on the top. It doesn't automatically tour, others can automatically tour display.
- 2) Except for the zone trigger event, AC power off event, zone bypass, and zone offline display based on the latest status, the conditions for canceling the display of other events are: the physical status is restored and the clear alarm operation is successful.

### **7) Sounder linkage function Optimization**

- 1) When system is disarmed, except for the 24-hour zone, other events will not be linked the sounder.
- 2) When system is armed, the panel's tamper will be linked to the sounder by default, when system is disarmed, all the tamper events will not be linked to the sounder.
- 3) When system is armed, the panel's fault will link the sounder (enabled the panel fault check function).
- 4) Sounder links the area1 by default.

### **8) Cellular Data Function Optimization**

If the mobile network signal is normal, panel connected to the Ezviz cloud, Hik-

proconnect, ISUP at the same time, the cellular data can be used no more than 1MB in a one day.

**9) Partial CID code optimization**

**10) PSTN module function optimization**

If PSTN transmission report fails, the report will not be cleared. Wait for a new alarm to be generated and try to send again.