

DS-PHA Hybrid Panel

Version: V1.2.0

Release Note (2020-06-03)

1. Firmware Basic Information

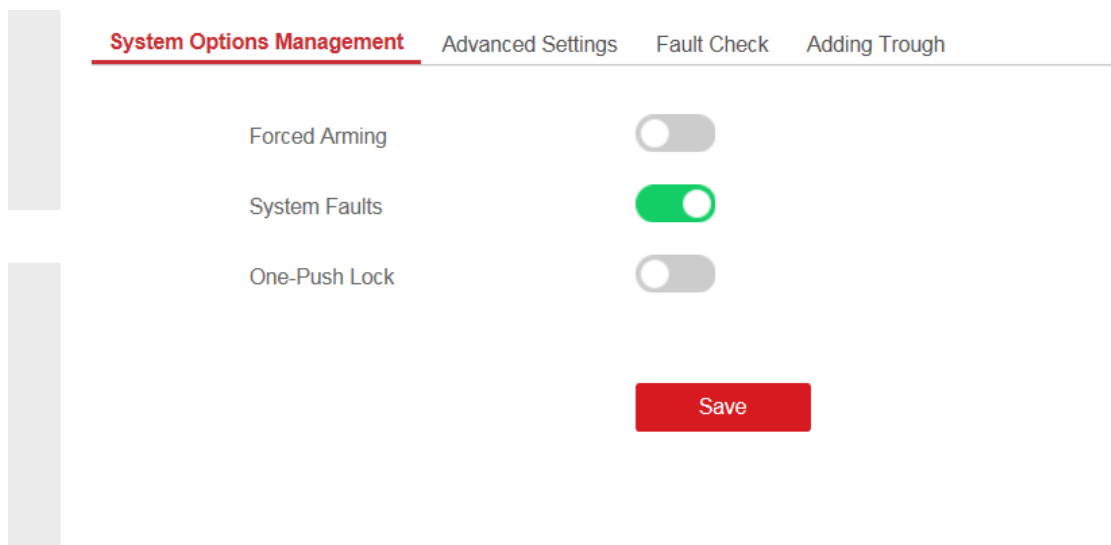
Firmware Basic Information	Firmware Version	V1.2.0 build 200516
	Web Version	V4.25.1 build 200512

2. V1.2.0 Upgrade Note

2.1 Added Function:

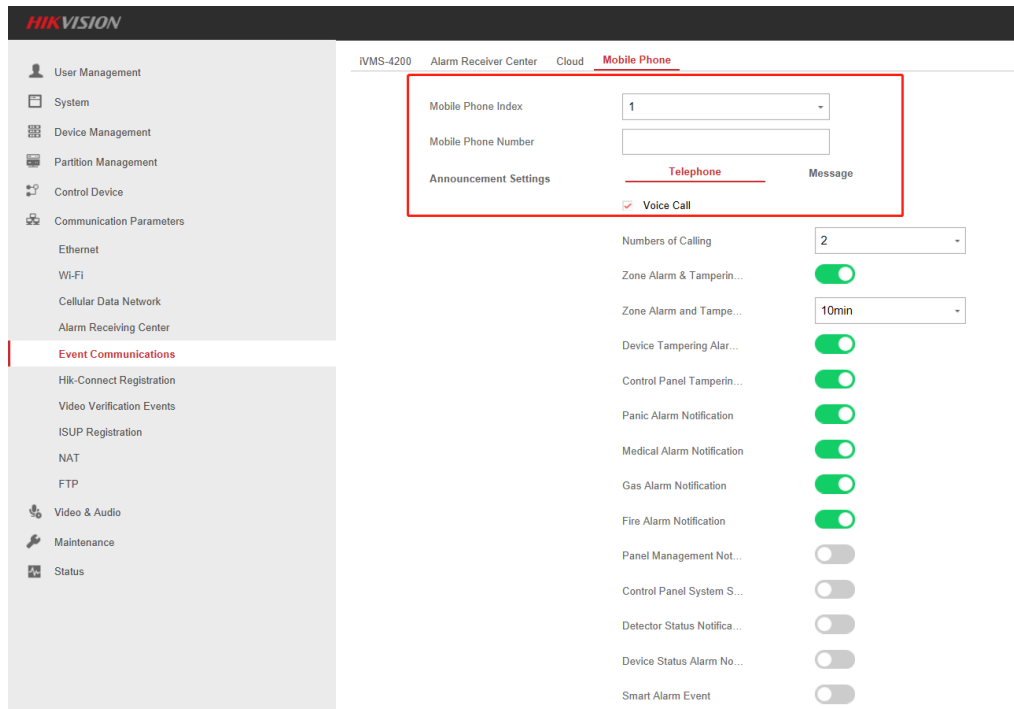
1) One-Push Lock Function:

One-Push Lock: The user can login installer account to enable one-key lock function. After the lock function enabled, the panel will stop working.



2) Voice call Function

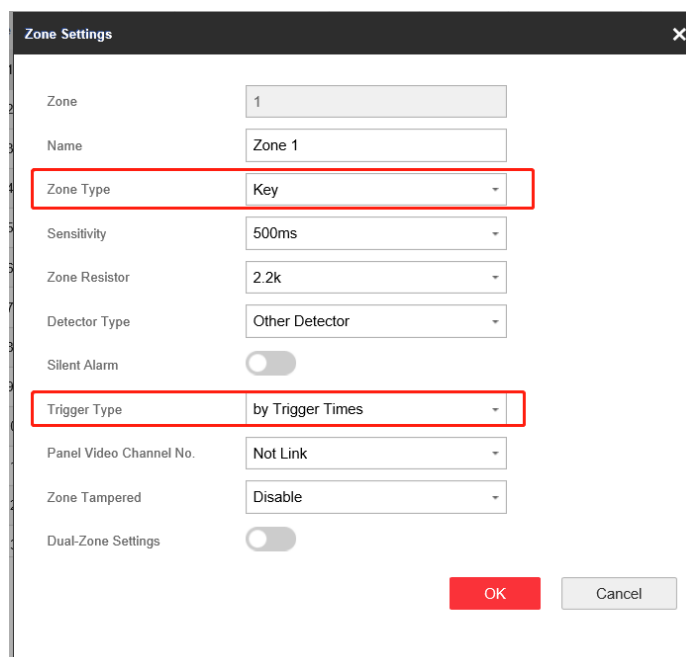
When alarm happened, the panel (have sim card inside) will call to user's phone number, and play alarm voice, total support 8 number.



3) Add Key zone trigger type.

Add the key zone trigger type---By Trigger Time

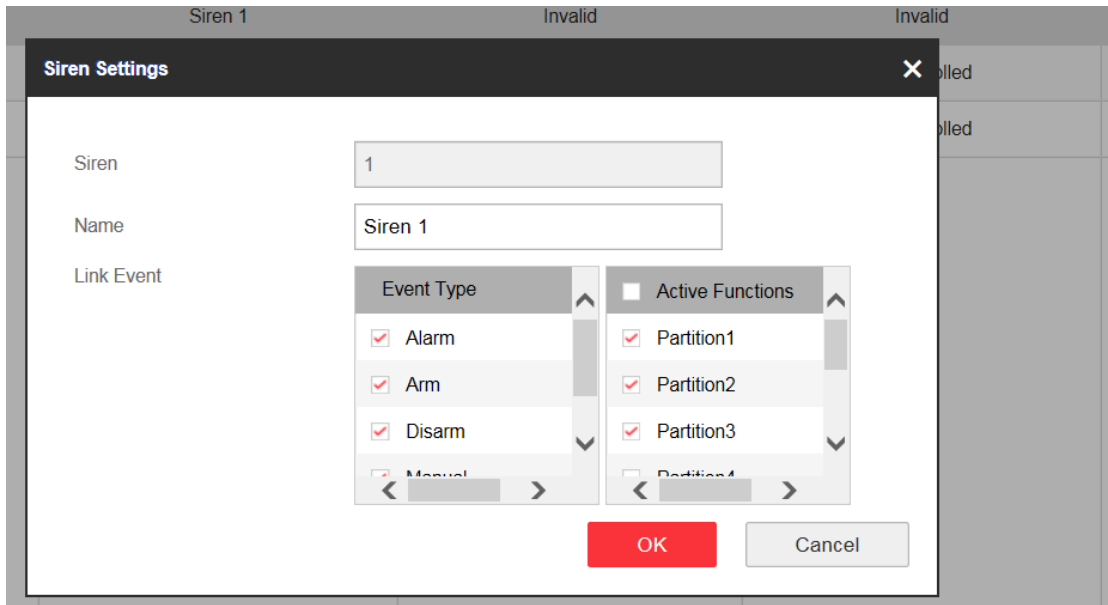
By trigger Times: First time triggered will arm the Partition, second time triggered will disarm the partition.



2. Feature optimization:

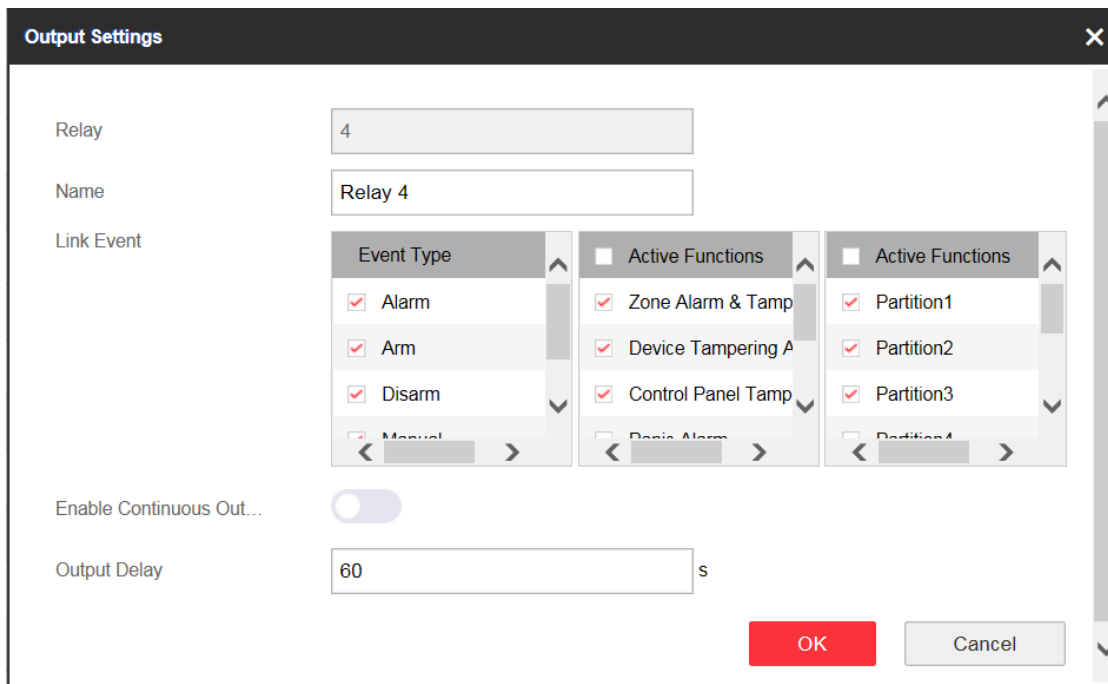
1) Wired Siren Linkage Optimization

Support multi-selection of linkage event. when you select link to zone, zone supports multi-selection, up to 64 zones.



2) Relay Linkage Optimization

Support multi-selection of linkage events. when you select link to zone, zone supports multi-selection, up to 64 zones.



3) Alarm Receiver Center Number Optimization

The number of Alarm Receiver Center increase to 3, and each center group supports one master and two backups.

Alarm Receiving Center

Alarm Receiver Center:

Enable:

Channel1:

Enable:

Channel2:

Enable:

Channel3:

Enable:

Save

4) Modification of module lock default parameters

Modify the default maximum attempts time to 5, and lock time to 30S

5) Partition Linkage Optimization

Partition 1 link to local defense zone by default

Basic Settings | Public Partition | Schedule & Timer

Partition: Enable

Enable One-Push Arming:

Linked Zone:

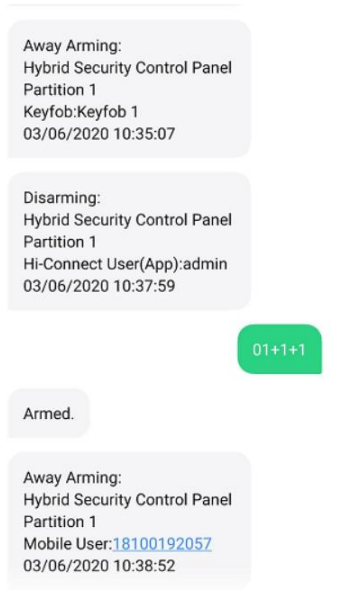
<input type="checkbox"/>	Zone	Zone Name
<input checked="" type="checkbox"/>	Zone1	Zone 1
<input checked="" type="checkbox"/>	Zone2	Zone 2
<input checked="" type="checkbox"/>	Zone3	Zone 3
<input checked="" type="checkbox"/>	Zone4	Zone 4
<input checked="" type="checkbox"/>	Zone5	Zone 5
<input checked="" type="checkbox"/>	Zone6	Zone 6
<input checked="" type="checkbox"/>	Zone7	Zone 7
<input checked="" type="checkbox"/>	Zone8	Zone 8
<input type="checkbox"/>	Zone9	Zone 9
<input type="checkbox"/>	Zone10	Zone 10
<input type="checkbox"/>	Zone11	Zone 11
<input type="checkbox"/>	Zone12	Zone 12

6) Hardware restore to factory operation modification

Reset operation: When device working normally, hold on reset button for 5s~16s will restore panel to factory, less than 5s or hold on more than 16s operation will not take effect.

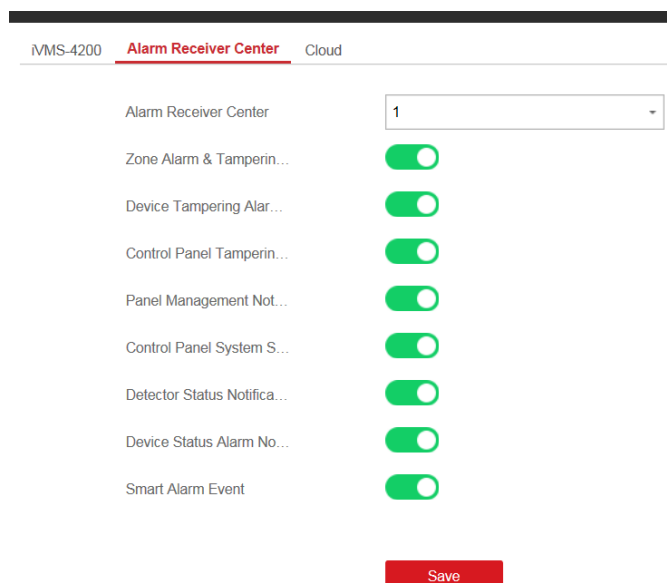
7) SMS function optimization

Optimize SMS function and add username in SMS.



8) Event communication function optimization

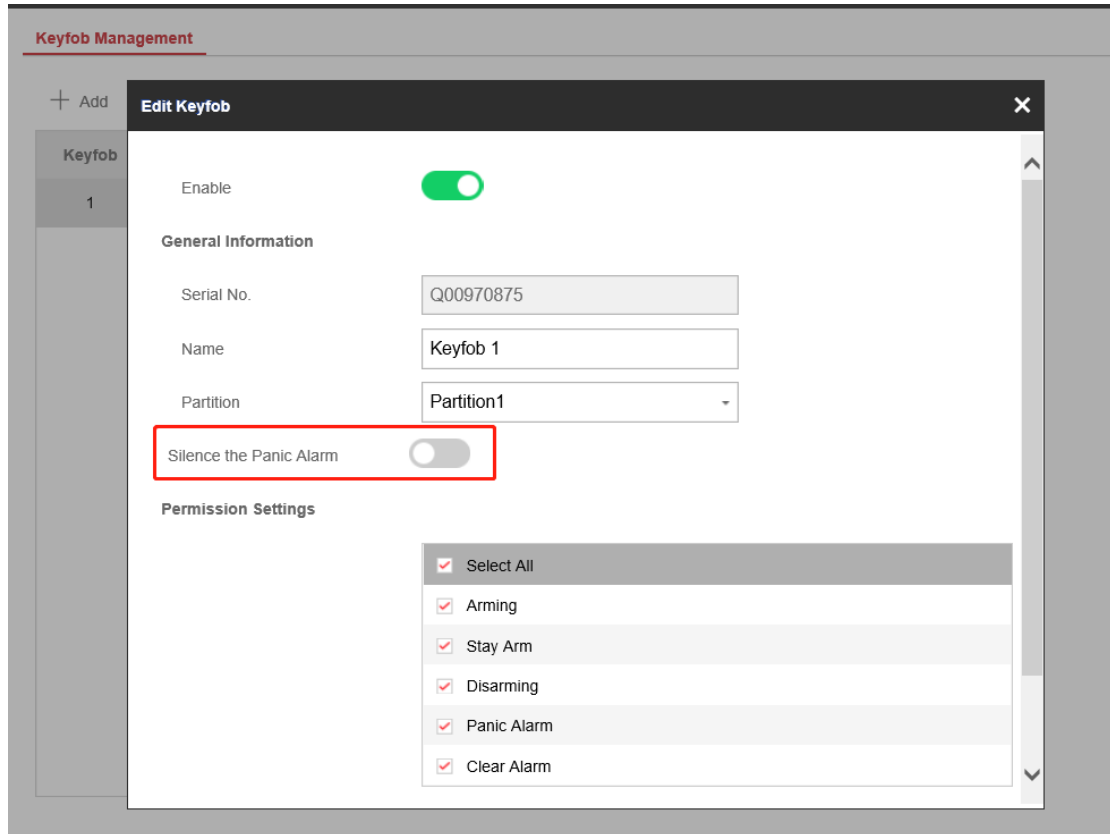
Event communication options to iVMS4200 and Alarm Receiver Center will all be enabled by default. Cancel the display of emergency alarm events, medical alarm events, gas alarm events, fire alarm events.



9) Modification of Keyfob and Keypad Panic alarm

Add keyfob and keypad options, can choose link sound or silence.

Keyfob:



Keypad:

