

KV(-B) Series Villa Door Station Firmware V2.2.53_221229 Release Note (2023-01-19)

Device Model	DS-KV6103-PE1(B)、DS-KV6113-PE1(B)、DS-KV6113-WPE1(B)、DS-KV8113-WME1(B)、DS-KV8213-WME1(B)、DS-KV8413-WME1(B)
Firmware Version	V2.2.53_221229
iVMS-4200 Version	Latest version
Hik-Connect APP	Latest version

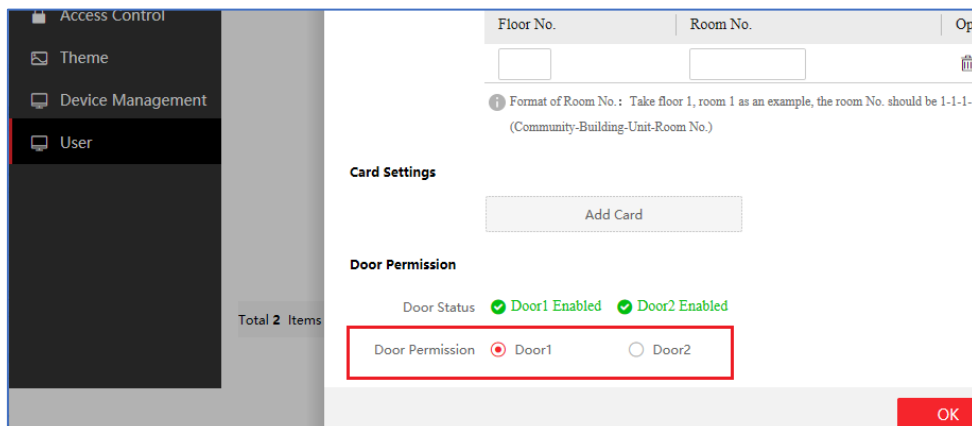
Reason of Upgrade

Add new feature, fix bugs, enhance products quality and meet customers' requirements.

New Feature

- Support AP mode (model support WIFI function) for configuring the network:
 - If the device is not activated, it will enter AP mode after power on by default, if no PC or mobile phone connect to the AP in 30 minutes, it will exit the AP mode.
 - After AP mode enabled, the keypad backlight will flash for 2 minutes with 2s interval
 - The AP mode can be configured from web interface, including enable/disable, AP password
 - Long press the call button for 10s to enable/disable AP mode
 - AP mode is conflict with Wi-Fi mode
 - The AP mode will be enabled automatically after 5 mins if the Wi-Fi connect failed
 - Only model DS-KV6 and KV8113 support call Hik-Connect without indoor station, KV8213 and KV8413 don't support, they must work together with indoor station and add indoor station to Hik-Connect.
- If the device is not activated, you can scan device QR code with Hik-Connect app to activate door station and configure Wi-Fi parameters of device.
- For KV8(C) series device, support swipe card to open lock2: when adding new person, you can link to lock 1 or lock 2, and after swipe card, the related lock will be open.

Note: before the lock was linked to card module DIP switch, now we cancelled this logic so that we can open different lock with same card module.



Modified Feature

1. When adding KV8113-WME1(B) to Hik-Connect directly, it supports capture and uploading picture to hik-connect when the call button is pressed (there was no picture before)
2. When connect KV door station to network cable and Wi-Fi at the same time, the Wi-Fi network has higher priority to connect Hik-Connect app, and network cable has higher priority to connect other intercom devices (door station, main station, etc)
3. Optimize exit button detection logic and increase button detection sensitivity
4. Correction of the audio file in standard Portuguese

KV(-B) Series Villa Door Station Firmware V2.2.53_220816 Release Note (2022-08-16)

Device Model	DS-KV6103-PE1(B)、DS-KV6113-PE1(B)、DS-KV6113-WPE1(B)、DS-KV8113-WME1(B)、DS-KV8213-WME1(B)、DS-KV8413-WME1(B)
Firmware Version	V2.2.53_220816
iVMS-4200 Version	Latest version
Hik-Connect APP	Latest version

Fix

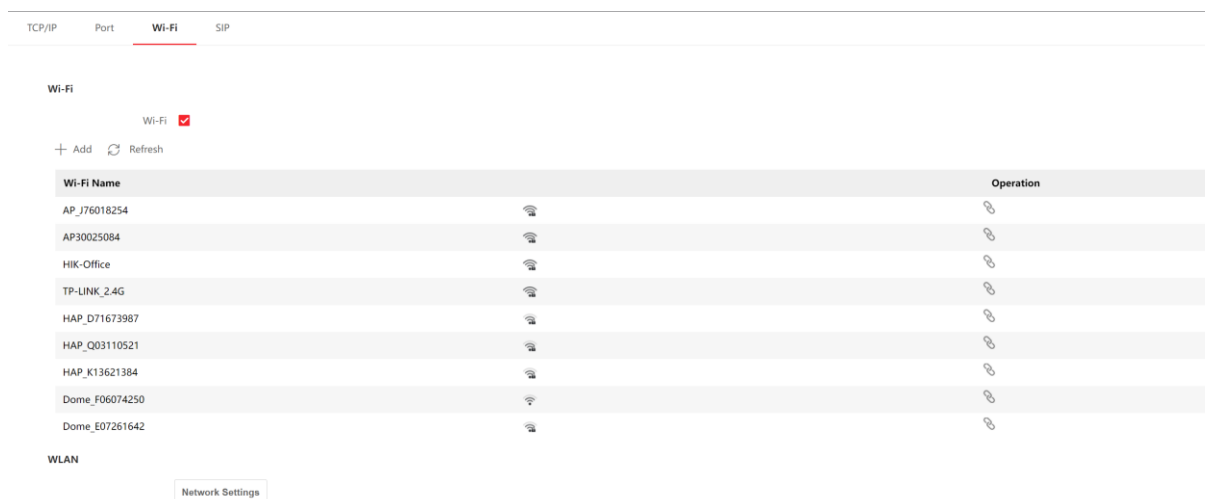
1. Fixed some bugs

KV(-B) Series Villa Door Station Firmware V2.2.53_220713 Release Note (2022-08-02)

Device Model	DS-KV6103-PE1(B)、DS-KV6113-PE1(B)、DS-KV6113-WPE1(B)、DS-KV8113-WME1(B)、DS-KV8213-WME1(B)、DS-KV8413-WME1(B)
Firmware Version	V2.2.53_220713
iVMS-4200 Version	Latest version
Hik-Connect APP	Latest version

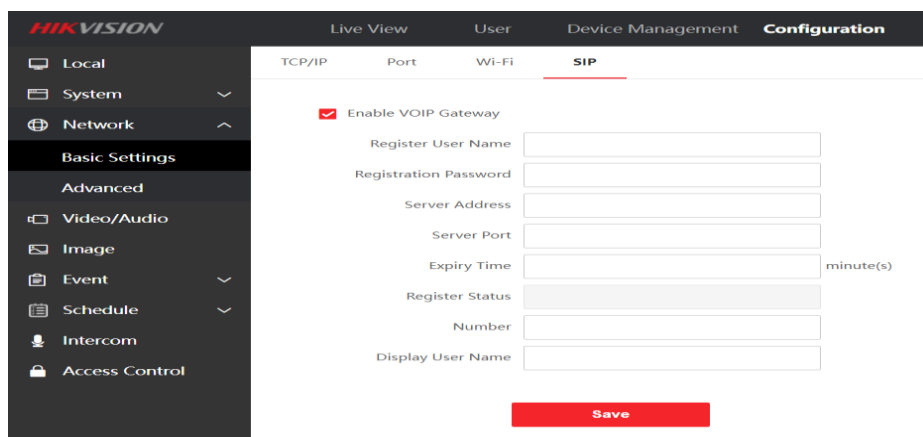
New

1. Adds Wi-Fi list and supports displaying all the available Wi-Fi and the connection status.



FIX

1. Supports CS registration mode in SIP registration, support clients initiate registration just once to the server to finish the registration



2. Supports multi-language switching without device rebooting.
3. Fixed the problem that the actual lock time is more than the set duration of 1 second.

KV6\KV8 Series Villa Door Station Firmware V2.2.53_220602 Release Note

(2022-06-08)

Device Model	DS-KV6103-PE1(B)、DS-KV6113-PE1(B)、DS-KV6113-WPE1(B)、DS-KV8113-WME1(B)、DS-KV8213-WME1(B)、DS-KV8413-WME1(B)
Firmware Version	V2.2.53_220602
iVMS-4200 Version	Latest version
Hik-Connect APP	Latest version

Fix

1. Fixed an issue with main card authentication failure.

KV6\KV8 Series Villa Door Station Firmware**V2.2.53_220507 Release Note****(2022-05-17)**

Device Model	DS-KV6103-PE1(B)、DS-KV6113-PE1(B)、DS-KV6113-WPE1(B)、DS-KV8113-WME1(B)、DS-KV8213-WME1(B)、DS-KV8413-WME1(B)
Firmware Version	V2.2.53_220507
iVMS-4200 Version	Latest version
Hik-Connect APP	Latest version

New

2. Added the sector encryption feature for card reader. (Except for models without card reader).

Fix

1. Compatible with the new version Indoor Stations:
 - DS-KH9310-WTE1(B)
 - DS-KH9510-WTE1(B)
 - DS-KH6350-WTE1
 - DS-KH6350-TE1
 - DS-KH6320-LE1(B)
 - DS-KH6320-LE1(B)/White
 - DS-KH6320-TE1(B)
 - DS-KH6320-WTE1(B)
 - DS-KH6360-TE1
2. Compatible with more card reader models:
 - DS-K1108AD
3. Fix the problem that standard SIP cannot be automatically registered after restarting.
4. Compatible with the latest version of Google Chrome for remote upgrade.

KV Firmware

V2.2.53_211104 Release Note

(2021-11-22)

Device Model	DS-KV6103-PE1(B)、DS-KV6113-PE1(B)、DS-KV6113-WPE1(B)、DS-KV8113-WME1(B)、DS-KV8213-WME1(B)、DS-KV8413-WME1(B)
Firmware Version	V2.2.53_211104
iVMS-4200 Version	Latest version
Hik-Connect APP	Latest version

Fix

1. Fixed some bugs.

KV Firmware

V2.2.53_210907 Release Note

(2021-09-07)

Device Model	DS-KV6103-PE1(B)、DS-KV6113-PE1(B)、DS-KV6113-WPE1(B)、DS-KV8113-WME1(B)、DS-KV8213-WME1(B)、DS-KV8413-WME1(B)
Firmware Version	V2.2.53_210907
iVMS-4200 Version	Latest version
Hik-Connect APP	Latest version

Modify

1. Fix bugs, enhance products quality and meet customers' requirements.

KV Firmware

V2.2.52_210817 Release Note

(2021-08-17)

Device Model	DS-KV6103-PE1(B)、DS-KV6113-PE1(B)、DS-KV6113-WPE1(B)、DS-KV8113-WME1(B)、DS-KV8213-WME1(B)、DS-KV8413-WME1(B)
Firmware Version	V2.2.52_210817

iVMS-4200 Version	Latest version
Hik-Connect APP	Latest version

Modify

1、 HiK-Connect is disabled and Verification code is empty by default.

Configuration

Local System Network Basic Settings **Advanced** Video/Audio Image Event Schedule Intercom Access Control Device Management User

FTP **Platform Access**

Platform Access Mode: Hik-Connect

Enable

Server Address: litedev.ezvizlife.com Custom

Register Status: Offline

Stream Encryption/Encryption Key

1 to 32 letters (a to z, A to Z) or numbers (0 to 9), case sensitive. You are recommended to use a combination of no less than 8 letters or numbers.

Save

KV Firmware V2.2.50_210630 Release Note (2021-07-12)

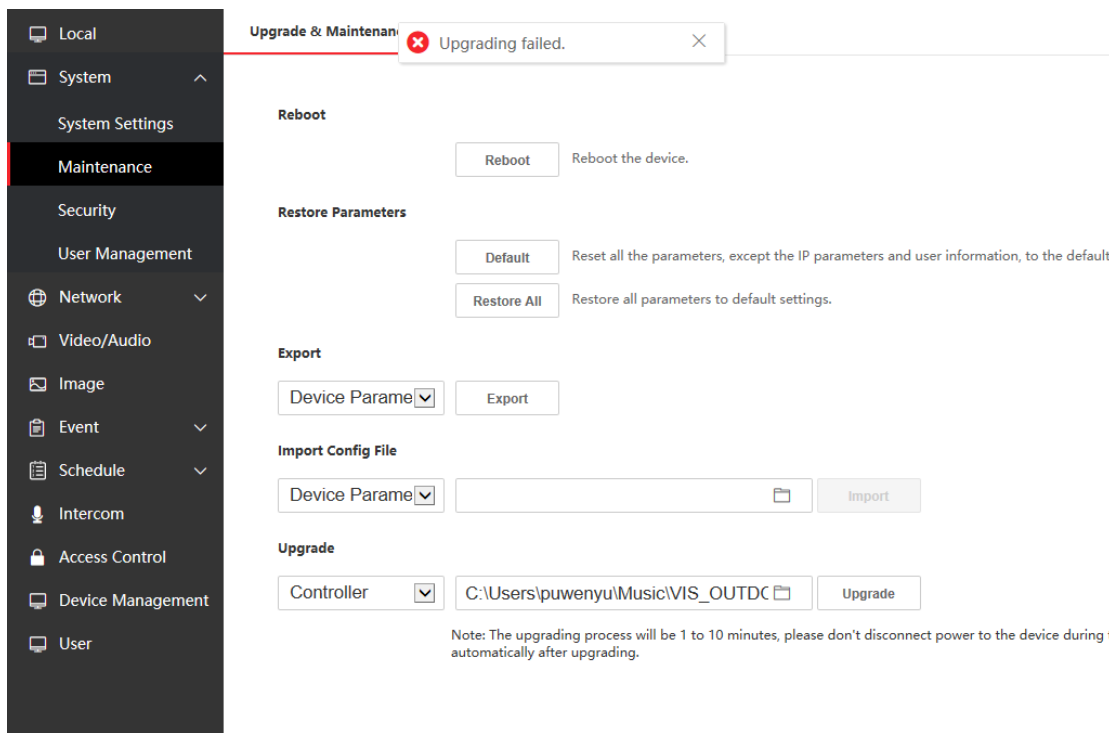
Device Model	DS-KV6103-PE1(B)、DS-KV6113-PE1(B)、DS-KV6113-WPE1(B)、DS-KV8113-WME1(B)、DS-KV8213-WME1(B)、DS-KV8413-WME1(B)
Firmware Version	V2.2.50_210630

iVMS-4200 Version	Latest version
Hik-Connect APP	Latest version

Modify

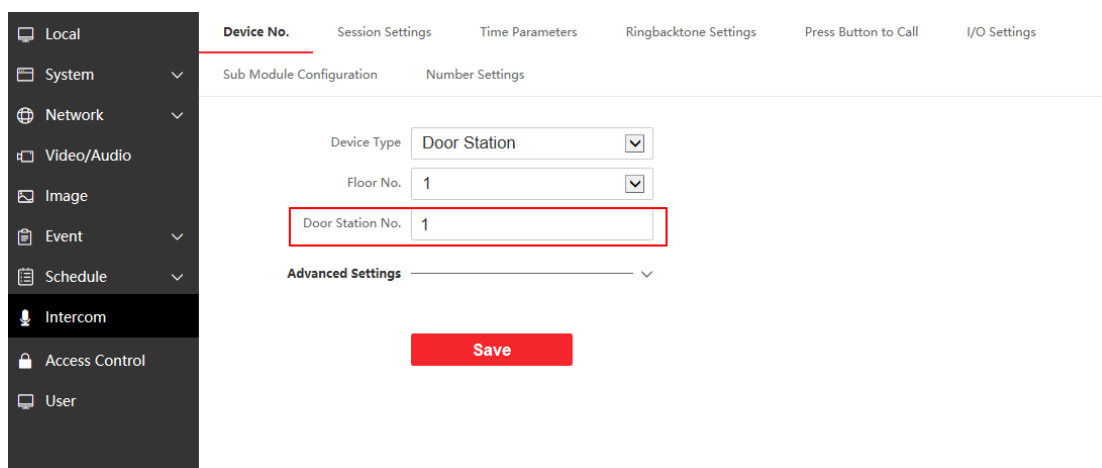
1、 **Since V2.2.50_210630, remote degradation of devices is not supported in all subsequent versions.** When degradation occurs, it will prompt Upgrading failed.

Notice: Although the device can be degraded by serial port, the device will fail to start and cannot change the version by using serial port again, which means that the device will be completely unusable.



2、 Newly support for French voice prompt "calling", "the line is busy" and "the door is open"

3、 The method of adding sub door station is changed to the same method as protocol 1.0. (Fill in the Main Door Station IP and Registration Password in the configuration interface of Sub Door Station)



Note: you can refer to the attached file below about how to add a Sub door station.



How to add a single sub door station

4、 Hik-Connect function is disabled by default.

KV Firmware V2.2.45_210430 Release Note (2021-04-30)

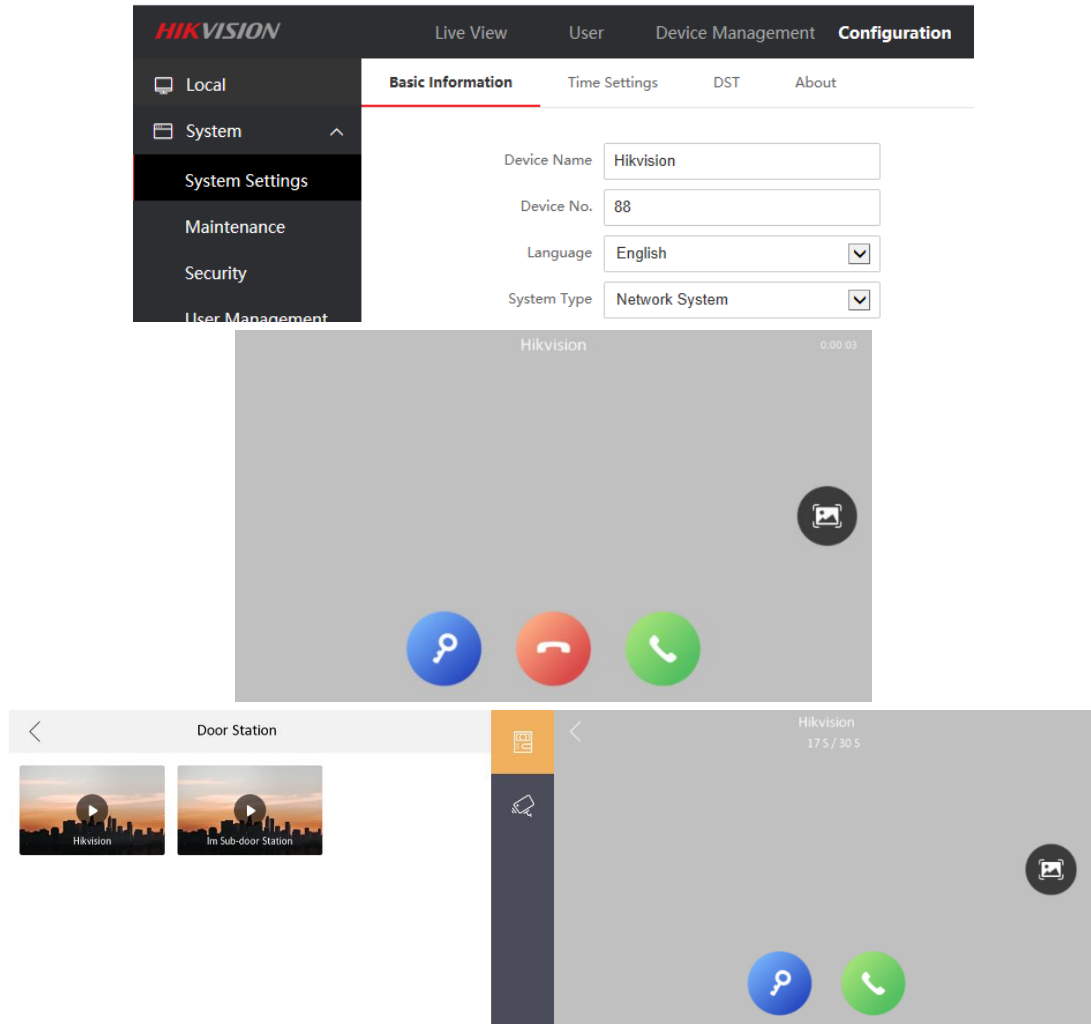
Device Model	DS-KV6103-PE1(B)、DS-KV6113-PE1(B)、DS-KV6113-WPE1(B)、DS-KV8113-WME1(B)、DS-KV8213-WME1(B)、DS-KV8413-WME1(B)
Firmware Version	V2.2.45_210430
iVMS-4200 Version	Latest version
Hik-Connect APP	4.13.1 or above

NOTE

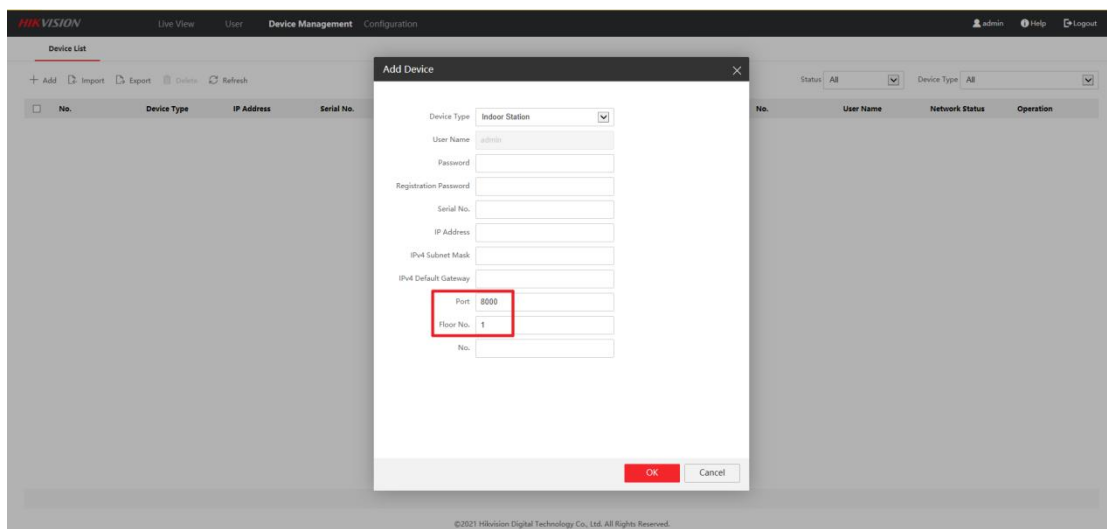
Registration password will correspond to the serial number to prevent other devices from invading the system

New Function

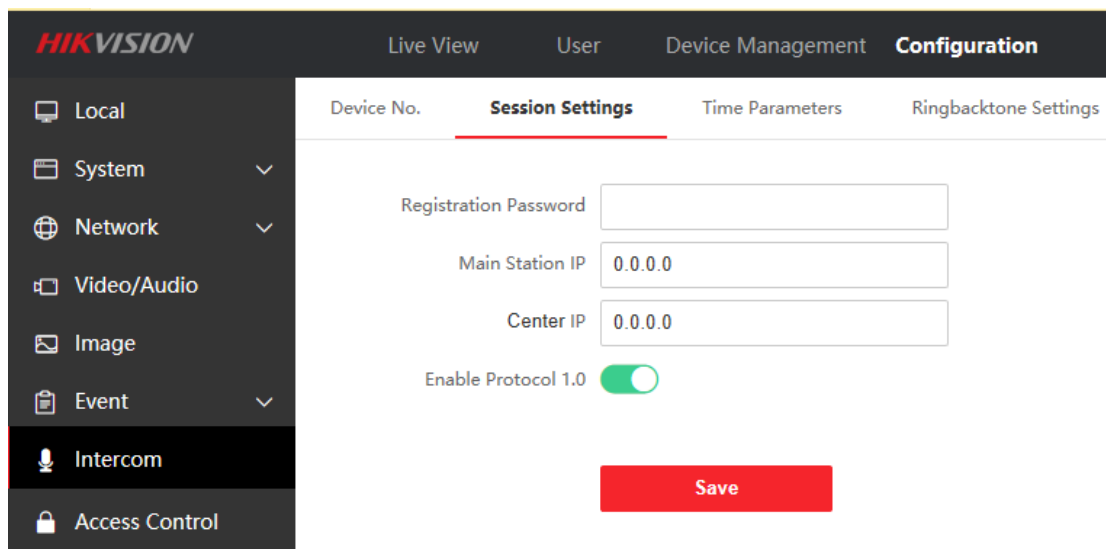
1. The changed name of the door station will be displayed on the call interface or live view interface of the indoor station



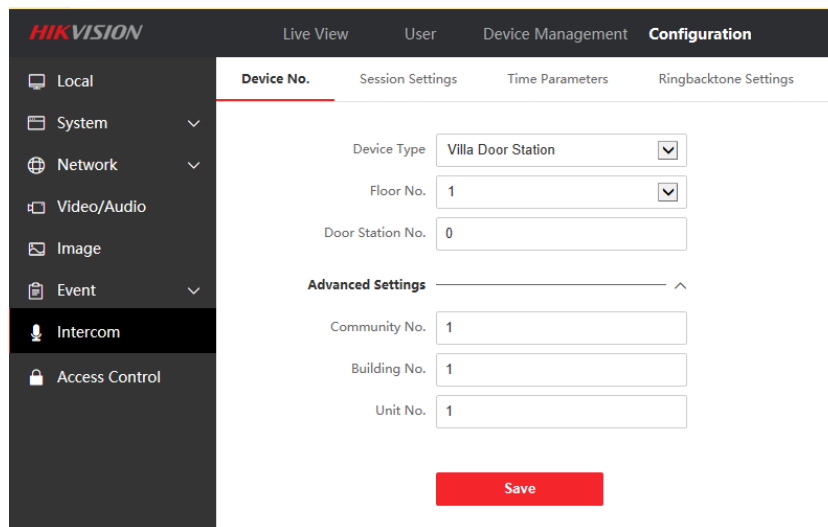
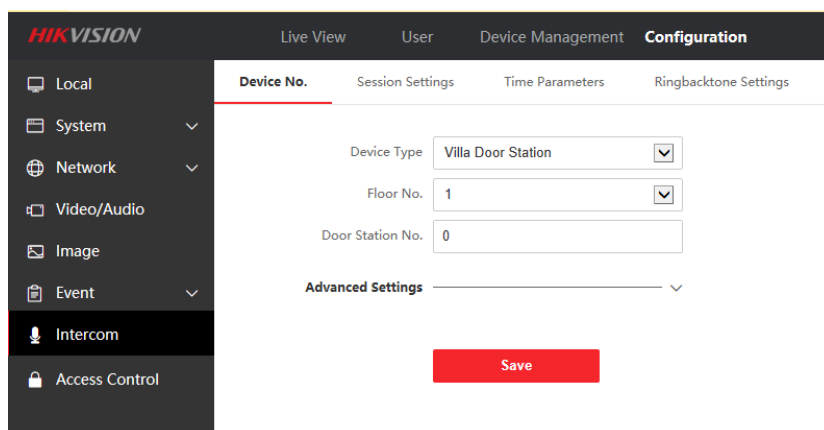
2. Add indoor station or sub-door station to iVMS-4200 or WEB to add default value



- If the Registration Password in the door station WEB interface has been configured, it will be displayed in cipher text
- Video Intercom Server IP (Private SIP server IP) naming changed to Center IP



- The WEB or iVMS-4200 interface community number, building number, and unit number of the door station will be stored in the advanced settings column instead of being displayed directly



- Support doorphone mode, when this function is enabled, the door station will no longer actively synchronize the

information of the indoor station

The screenshot shows the HIKVISION Configuration interface. The top navigation bar includes 'Live View', 'User', 'Device Management', and 'Configuration'. The left sidebar lists various system components: Local, System, Network, Video/Audio, Image, Event, Intercom, and Access Control. The main content area is titled 'Device No.' and contains sub-tabs for 'Session Settings', 'Time Parameters', 'Ringbacktone Settings', 'Press Button to Call', 'I/O Settings', and 'Number Settings'. Under 'Device No.', there is a 'Device Type' dropdown menu set to 'Doorphone' and an 'Advanced Settings' dropdown menu. A red 'Save' button is located at the bottom of the configuration area.

7. Both Lock 1 and Lock 2 support custom names

The screenshot shows the HIKVISION Configuration interface for 'Door Parameters'. The top navigation bar includes 'Live View', 'User', 'Device Management', and 'Configuration'. The left sidebar lists various system components: Local, System, Network, Video/Audio, Image, Event, Schedule, Intercom, and Access Control. The main content area is titled 'Door Parameters' and contains sub-tabs for 'Elevator Control Parameter'. Under 'Door Parameters', there are several configuration fields: 'Door No.' dropdown set to 'Door1', 'Name' text input set to 'DIY1' with a green checkmark icon, 'Open Duration' text input set to '2' with a unit 's', and 'Door Contact' radio buttons with 'Remain Closed' selected. A red 'Save' button is located at the bottom of the configuration area.

Modify

1. Change the Regist Password to the Registration Password in the export excel

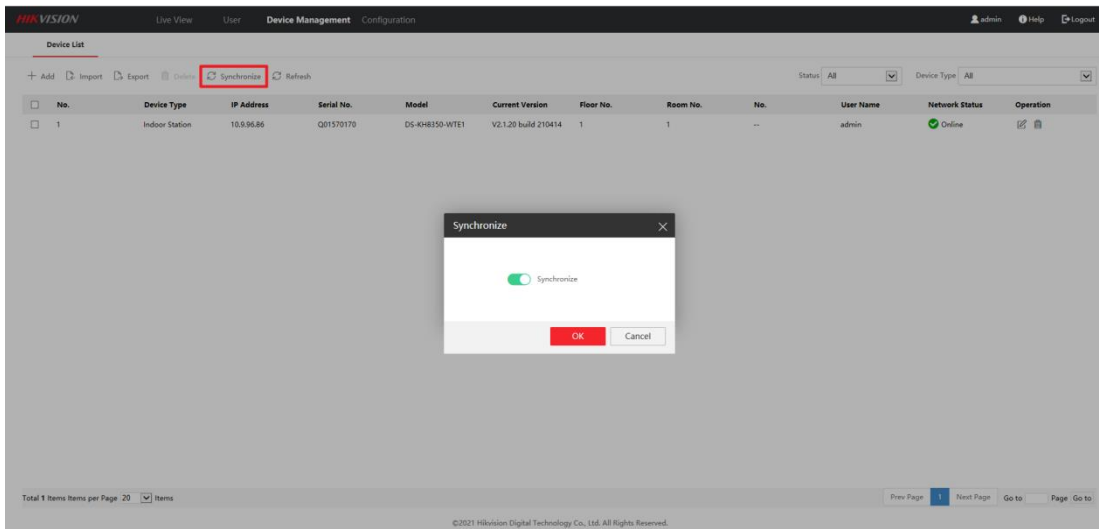
The indoor station list on the page is used for data import, so all fields are required. The grey cell represents an example.

Fill in the excel by following rules below.

1. Device Type: Indoor Station
2. Serial No.: 9-digit serial No. on the tag of the device
3. Indoor Station Admin Password: Valid password range [8-16]. You can use a combination of numbers, lowercase, uppercase and special character for your password with at least two kinds of them contained.
4. Registration Password: Registration code: For adding the device to the main door station. Valid password range [8-16]. You can use a combination of numbers, lowercase, uppercase and special character for your password with at least two kinds of them contained.
5. Floor No. Range: 1 to 999
6. Room No. Range: 1 to 9999
7. IP Address/IP Mask/Gateway: Supports IPv4

Indoor Station List								
Device Type	Serial No.	Admin Password	Registration Password	Floor No.	Room No.	IP Address	IP Mask	Gateway

2. Regardless of lock 1 or lock 2, when the security module is connected, the security module is first enabled to control the lock
3. The synchronization function is enabled by default. Enabling this function means that the door station will periodically synchronize the parameters to all indoor stations or sub door stations connected to this door station (Synchronized content includes network parameters, community number, building number, unit number)



KV(B) Firmware

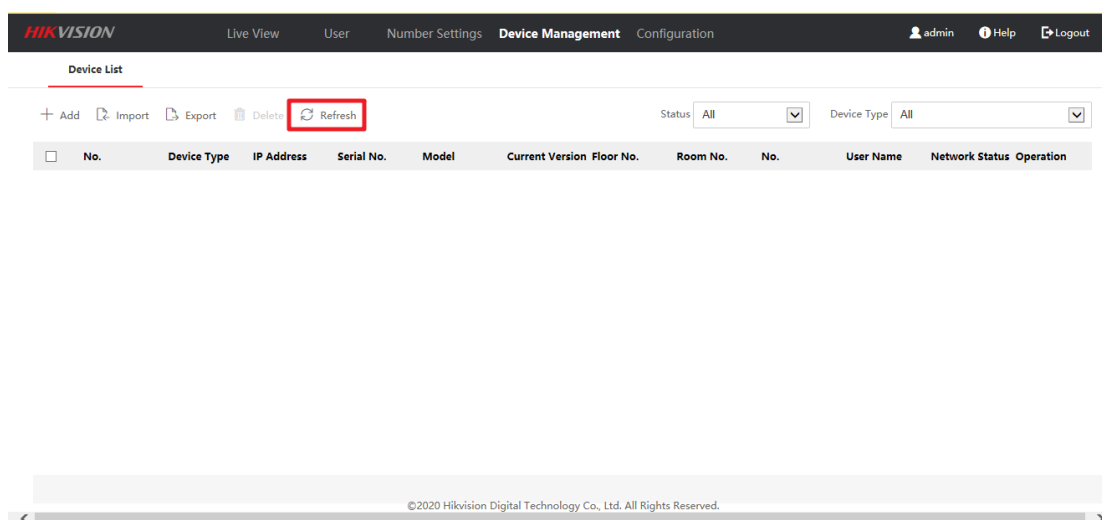
V2.2.13_201222 Release Note

(2021-01-05)

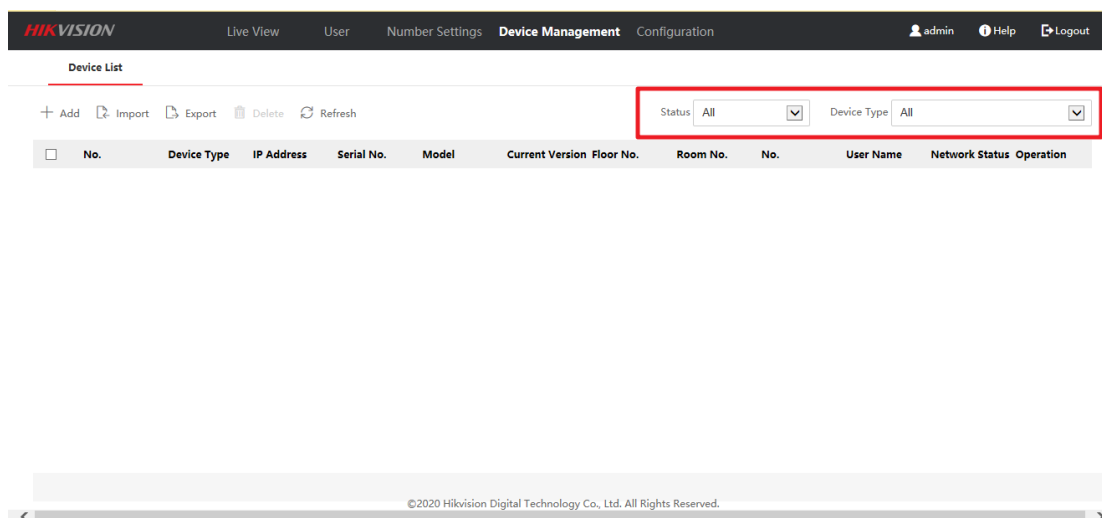
Device Model	DS-KV6103-PE1(B)、DS-KV6113-PE1(B)、DS-KV6113-WPE1(B)、DS-KV8113-WME1(B)、DS-KV8213-WME1(B)、DS-KV8413-WME1(B)
Firmware Version	Villa Door Station (B) : V2.2.13_201222
iVMS-4200 Version	3.4.0.10 Build201214
Hik-Connect APP	4..11.0.927220

New Function

1. New refresh button is used to refresh the status of added devices



2. Added 'All' option, indoor station and sub-door station will be displayed together.



Modify

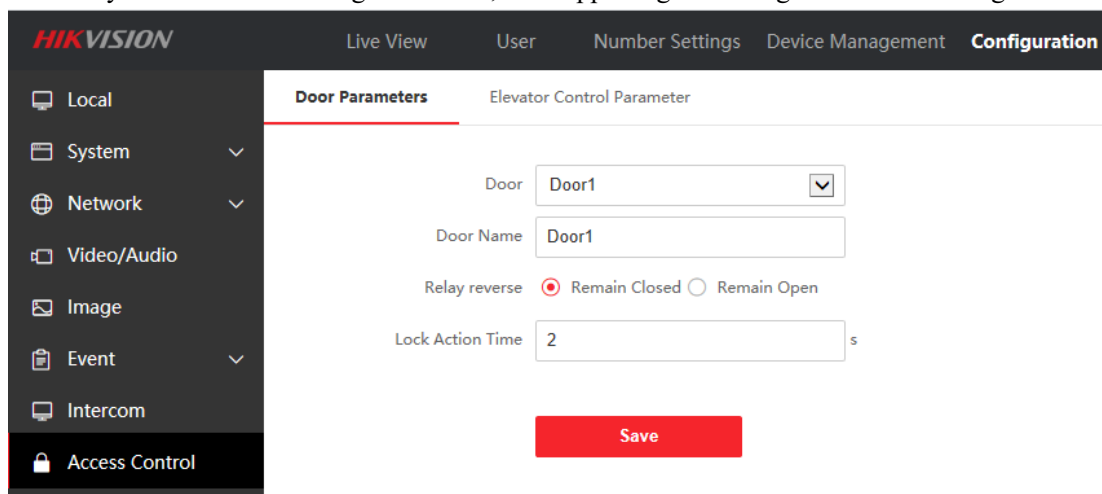
1. Modify the language display of some errors

Villa Door Station Firmware V2.2.10_201126 (2020-12-08)

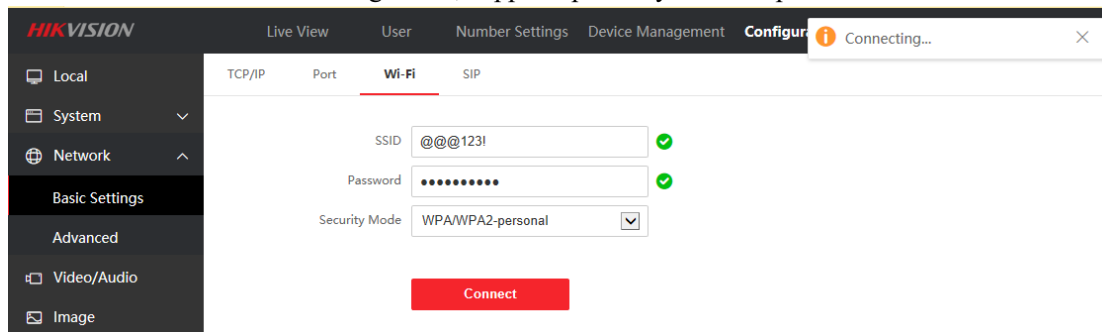
Device Model	DS-KV6103-PE1(B)、DS-KV6113-PE1(B)、DS-KV6113-WPE1(B)、DS-KV8113-WME1(B)、DS-KV8213-WME1(B)、DS-KV8413-WME1(B)
Firmware Version	Villa Door Station: V2.2.10_build201126
iVMS-4200 Version	3.4.0.9 Build20201119
Hik-Connect APP	V4.11.0.1204

New Function

1. Modify the default unlocking time to 2 s, and supporting unlocking time can be configured with 1-255 s



2. When villa door station adding Wi-Fi, support special symbols as password



Fix

1. Fix the bug that the villa door station cannot communicate with Hik-Connect when connecting the doorbell and indoor station via Wi-Fi
2. Fix the bug of Hik-Connect receiving switch automatically turning off after villa door station power off
3. Fix the bug that there is no sound when calling the indoor station when the villa door station is connected via Wi-Fi
4. Fix the bug that villa door station cannot communicate with Hik-Connect
5. Fix the bug that the villa door station cannot be connected to Hik-Connect after power off and restart when connecting via Wi-Fi

Modular & Villa Door Station Firmware V2.2.3_200805

Release Note

(2020-08-12)

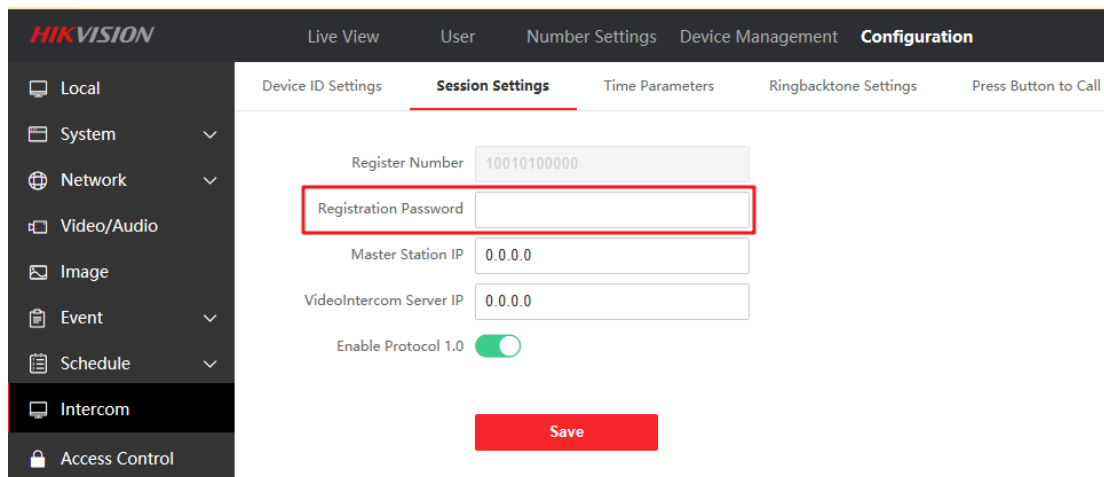
Device Model	DS-KD8003-IME1、DS-KD8003-IME2 、DS-KV6103-PE1(B)、DS-KV6113-PE1(B)、DS-KV6113-WPE1(B)、DS-KV8113-WME1(B)、DS-KV8213-WME1(B)、DS-KV8413-WME1(B)
Firmware Version	Villa Door Station: V2.2.3_Build200805 Modular Door Station: V2.2.3_Build200805
iVMS-4200 Version	3.2.0.10 Build200727
Hik-Connect APP	4.6.2.0724

Note:

1. When the old version of the door station is upgraded to the new version of the firmware, the device will be

Restore Automatically. This is because new firmware's data structure is not compatible with old firmware. Please make a backup when you upgrade the device

2. When configuring the video intercom system, the **registration password** is the password that must be configured for the activated device. When the door station adds an activated sub-door station, the registration password of the sub-door station must be known. The inactive sub-door station can be directly assigned by door station.



3. It is **forbidden** to upgrade the villa door station **without (B)** model, it will cause the device voice issue.

New Function

1. Modular & Villa Door Station support 19 languages: English, French, Portuguese (Brazil), Spanish, Russian, German, Italian, Polish, Arabic, Turkish, Vietnamese, Hungarian, Dutch, Romanian, Czech, Bulgarian, Ukrainian, Croatian, Serbian

Configuration

Number Settings Device Management **Configuration**

Local System System Settings Maintenance Security User Management Network Video/Audio Image Event Schedule Intercom Access Control

Basic Information Time Settings DST About

Device Name: OUTDOOR STATION

Device No.: 88

Language: English (dropdown menu open showing: English, French, Portuguese, Spanish, Russian, German, Italian, Polish, Arabic, Turkish, Vietnamese, Hungarian, Dutch, Romanian, Czech, Bulgarian, Ukrainian, Croatian, Serbian)

System Type: []

Model: []

Serial No.: []

Firmware Version: []

Encoding Version: []

Web Version: []

Plugin Version: []

Number of Channels: 1

Number of Alarm Input: 4

Number of Alarm Output: 2

Capacity: []

User: [] 0/2000

Save

2. Support 16 sub-door station

3. The public password rules have been updated

a. Public passwords: up to 16 with 4 to 6 digits each, only supporting numbers

b. Unlock method "#public password#" (Only Modular Door Station with Keypad module support this function)

Configuration

Number Settings Device Management **Configuration**

Local System Network Video/Audio Image Event Schedule Intercom Access Control

Password Settings Door Parameters Card Security Elevator Control Parameter

Password Type: Public Password1 (dropdown menu open showing: Public Password1, Public Password2, Public Password3, Public Password4, Public Password5, Public Password6, Public Password7, Public Password8, Public Password9, Public Password10, Public Password11, Public Password12, Public Password13, Public Password14, Public Password15, Public Password16)

Password: []

Confirm: []

4. Support new style WEB (Modular Door Station does not support WEB, it can be opened only through iVMS-4200)

a. Browser type: 1. Support IE, Chrome 2. Not support mobile browser

b. Plug-ins:

The browser only supports 32-bit version

IE browser: IE11 and above

Google Chrome (v31~v44)

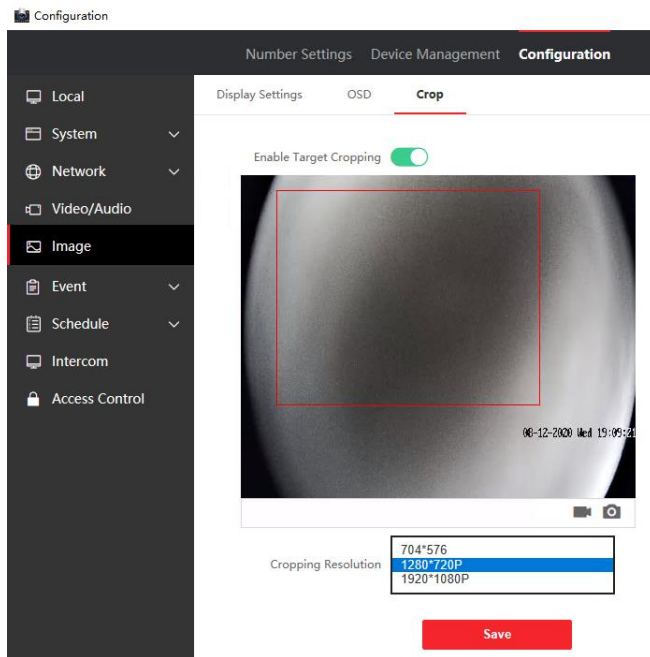
c. No plug-in:

Google v45 and above

Firefox v52 and above

5. The door station supports screen cutting on the WEB

a. After cutting, the calling indoor station only displays the specified screen, and the screen supports restoration;



6. Door Station supports ONVIF Profile S protocol

a. Onvif device service related functions: http://device IP address/onvif/device_service

b. Onvif streaming media related functions: <http://device IP address/onvif/Media>

c. Onvif image parameter related functions: <http://device IP address/onvif/Imaging>

7. DS-KV6103-PE1(B), DS-KV6113-PE1(B), DS-KV6113-WPE1(B), DS-KV8113-WME1(B) support direct addition into Hik-Connect.

a. The user can configure the device's summer time switch, school time, and global time zone selection through Hik-Connect

b. The user can adjust the input volume, output volume and intercom volume of the device through Hik-Connect

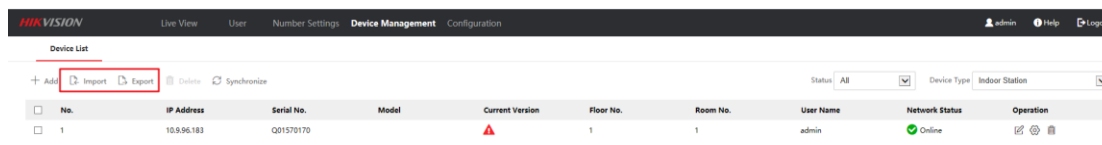
c. The users can choose to turn on or off the upload of alarm information through Hik-Connect

8 Convenient configuration of multi-unit scenarios;

a. Support the remote export/import of files (Excel) from the WEB, and automatically activate the indoor station through the door station and configure the basic information of the indoor station. For the basic information field of



the indoor station, please refer to the [channelConfig] table;

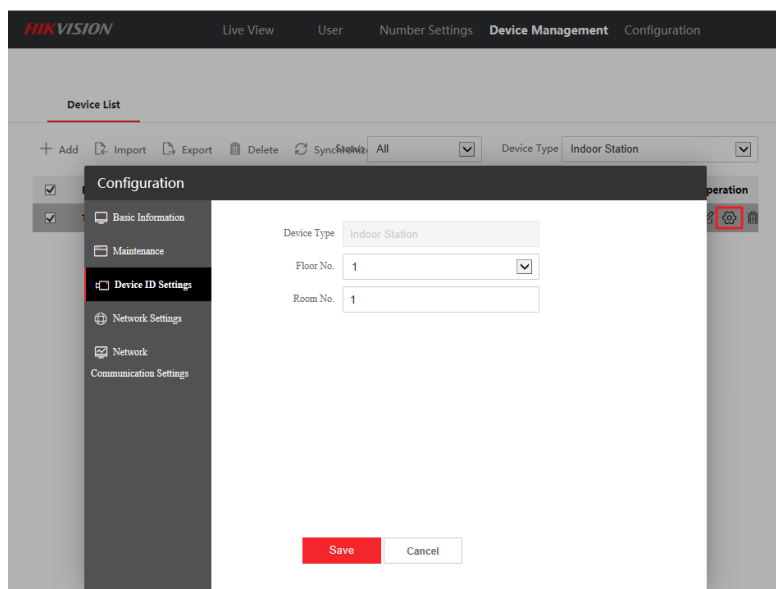


The indoor station list on the page is used for data import, so all fields are required. The grey cell represents an example. Fill in the excel by following rules below.

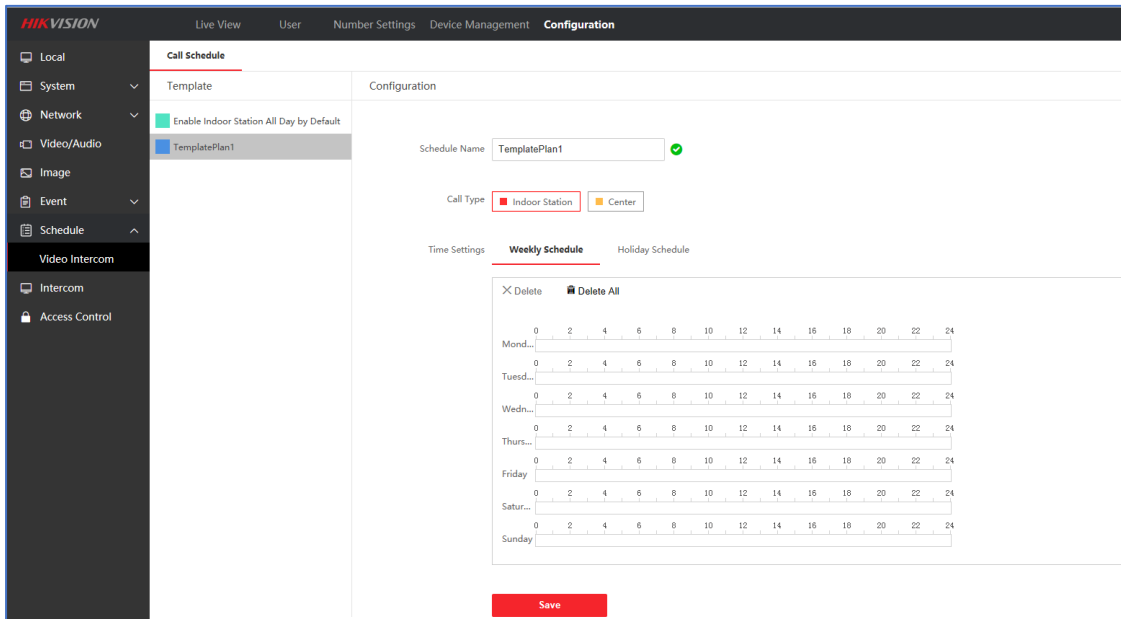
1. Device Type: Indoor Station
2. Serial No.: 9-digit serial No. on the tag of the device
3. Indoor Station Admin Password: Valid password range [8-16]. You can use a combination of numbers, lowercase, uppercase and special character for your password with at least two kinds of them contained.
4. Registration code: For adding the device to the main door station. Valid password range [8-16]. You can use a combination of numbers, lowercase, uppercase and special character for your password with at least two kinds of them contained.
5. Floor No. Range: 1 to 999
6. Room No. Range: 1 to 9999
7. IP Address/IP Mask/Gateway: Supports IPv4

Indoor Station List								
Device Type	Serial No.	Admin Password	Regist Password	Floor No.	Room No.	IP Address	IP Mask	Gateway
Indoor Station	Q01570170	SN for device						Fill in as required

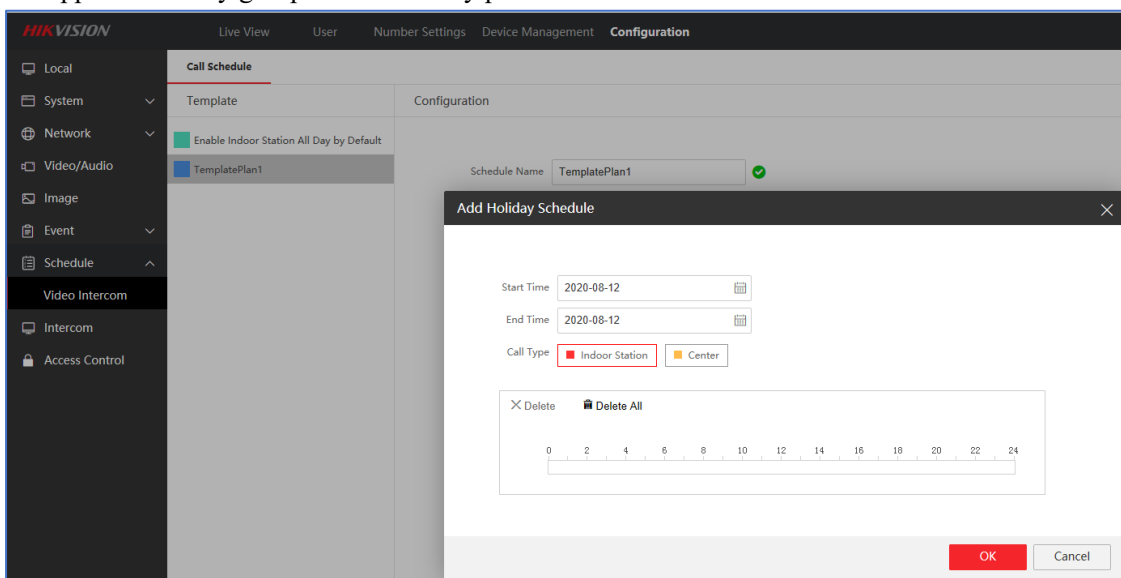
- b. Support remote management of indoor station on the WEB, and support separate addition and deletion of indoor station;
- c. Support remote modification of the user password/network information/number of the indoor station on the WEB. The registered indoor station information will be overwritten after modification.



- 9. Support Call Schedule configuration;
 - a. Call weekly plan, holiday plan support configuration: 1. Time period 2. Button call object of each time period: indoor station or iVMS-4200 (Master Station)



b. Support 1 holiday group and 16 holiday plans



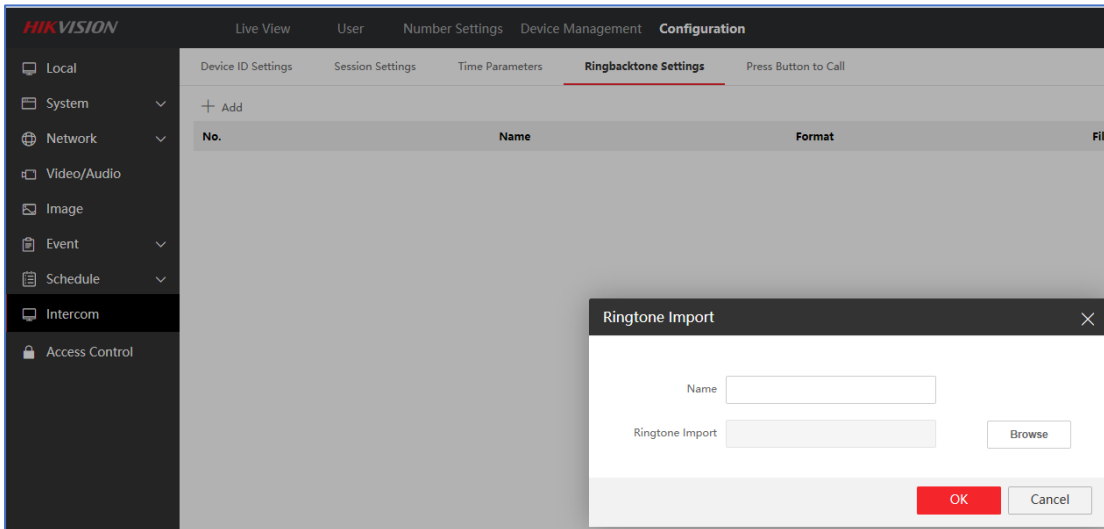
c. The call logic priority of the Call Schedule is the highest;

10. The door station supports ring back tone

a. File format: only supports WAV, no more than 600KB

b. Quantity: Only support one ring back tone import, if it has been already uploaded, the newly uploaded ring back tone will overwrite the old ringtone

c. Channel: support mono



11. The Outer Door Station call rule changed (Only Modular Door Station support this function)

a. Three combinations of calling the Period 1, Building 2, Unit 3 and Room 1:

1#2#3#0001#

2#3#0001#

2#0001#

12. External card reader controls lock 1 or lock 2 respectively

a. The door station can open different locks through the external card reader (or card reader module KD-M, KD-E) different DIP Switch dial codes. When the dial code is not 2, open lock 1, and when the dial code is 2, open lock 2.

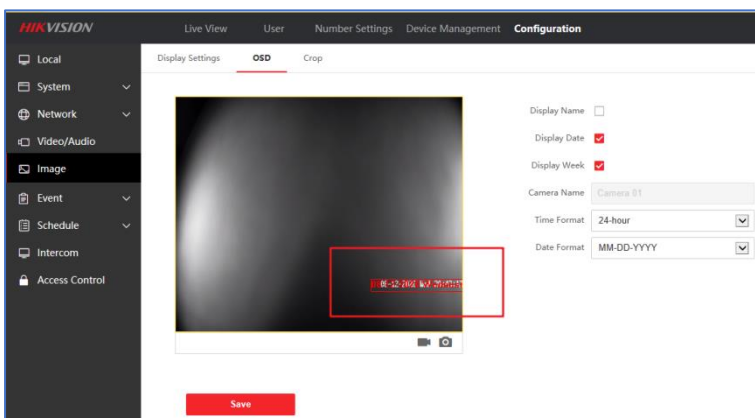
b. The local card reader of the door station only opens the lock 1 by default

Function optimization

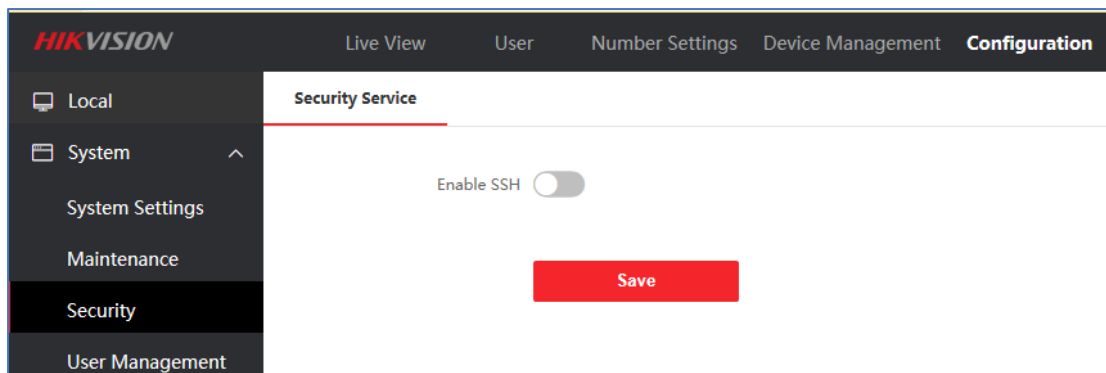
1. The door station supports key hang up; because the user will use the device as a doorbell and keep pressing, so the default call can be hang up after 5s after a successful call;

After swiping an invalid card or entering an invalid password to try to open the door, the event record is uploaded to 4200;

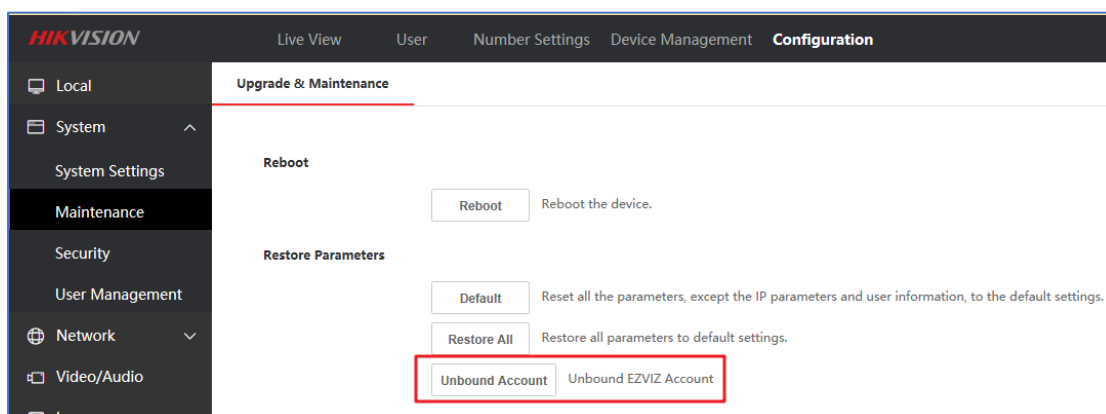
2. The default position of the OSD is adjusted to the lower right corner. When performing intercom with the master station and indoor station, the default OSD will not block the existing key information;



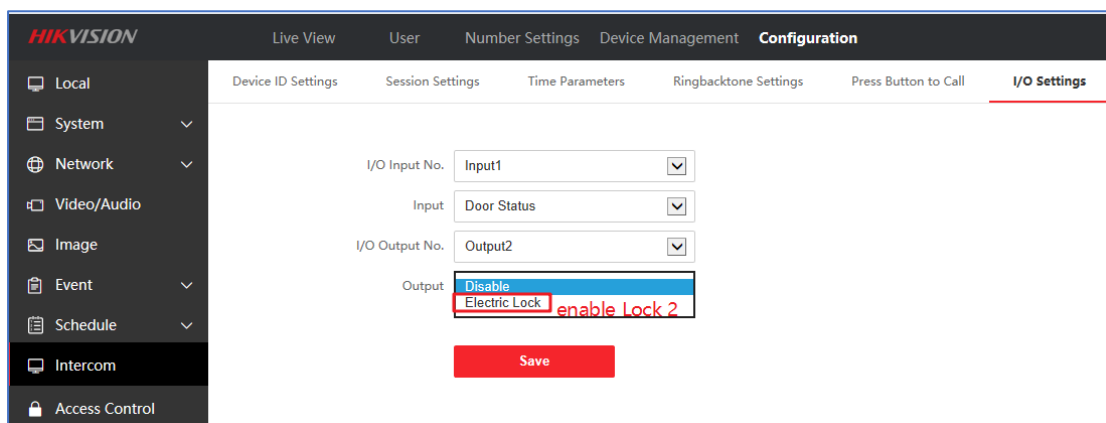
3. The user can remotely open the device SSH function through the WEB;



4. Support to actively unbind Hik-Connect account through WEB configuration



5. Lock 2 does not need to be configured, only open or close. If you want to use a security module, enable lock 2, and the device will automatically recognize it after the security module is connected. After confirming that the security module is correctly connected, lock 2 is actually the lock on the security module.



Customer Impact and Recommended Action

This update refers to function/compatibility improvement and will take effect automatically after the Date of Change. We are very sorry for any inconvenience of use-habit changes caused by this action.

For any questions and request for this firmware, please contact our local technical support team.

Note:

- Hikvision reserves the right to change, alter or withdraw the above notification without prior notice.
- Product design and specifications are subject to change without prior notice.
- The Hikvision firmware may contain errors known as errata, which may cause the product to deviate from published specifications. Current characterized errata are available on request.
- Hikvision is not liable for any typing or printing errors.

Hikvision Digital Technology CO., Ltd.
No. 555 Qianmo Road, Binjiang District, Hangzhou 310051,
China
Tel: +86-571-8807-5998
FAX: +86-571-8993-5635
Email: overseabusiness@hikvision.com