

DS-K1T321 Series MinMoe Terminal

V3.9.3_build240701 Release Note (2024-07-12)

Device Model: DS-K1T321MX, DS-K1T321MFX DS-K1T321MWX DS-K1T321MFWX DS-K1T321EX, DS-K1T321EFX, DS-K1T321EWX DS-K1T321EFWX Naming Rule: E for EM card, M for M1 card W for Wi-Fi F for Fingerprint	Device Firmware Version	ACS_321_F2pro_EN_NEU_V3.9.2_build240701 ACS_321_F2pro_EN_STD_V3.9.2_build240701
	Software	HikCentral AC: https://www.hikvision.com/content/hikvision/en/support/download/software/hikcentral-access-control-v2-2-0.html

Reason for Release:

Fix bugs, enhance product quality and meet customers' requirements

Modified Features

1. Optimize remote fingerprint collection from Hik-Connect portal.
2. Fixed the issue that duplicate "Friday" in attendance report exported from web page.

DS-K1T321 Series MinMoe Terminal

V3.9.2_build230802 Release Note (2023-08-09)

Device Model: DS-K1T321MX, DS-K1T321MFX DS-K1T321MWX DS-K1T321MFWX DS-K1T321EX, DS-K1T321EFX, DS-K1T321EWX DS-K1T321EFWX Naming Rule: E for EM card, M for M1 card W for Wi-Fi F for Fingerprint	Device Firmware Version	ACS_321_F2pro_EN_NEU_V3.9.2_build230802 ACS_321_F2pro_EN_STD_V3.9.2_build230802
	Software	HikCentral AC: https://www.hikvision.com/en/support/download/software/hikcentral-access-control-v2-0-1/

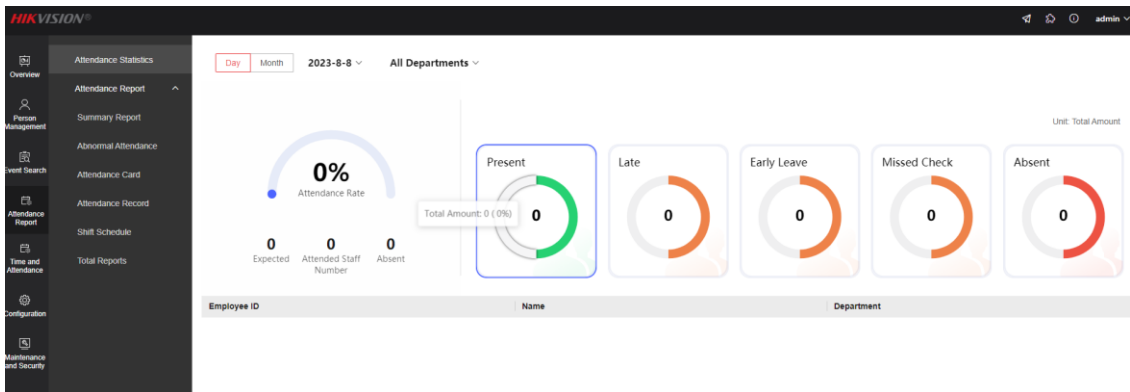
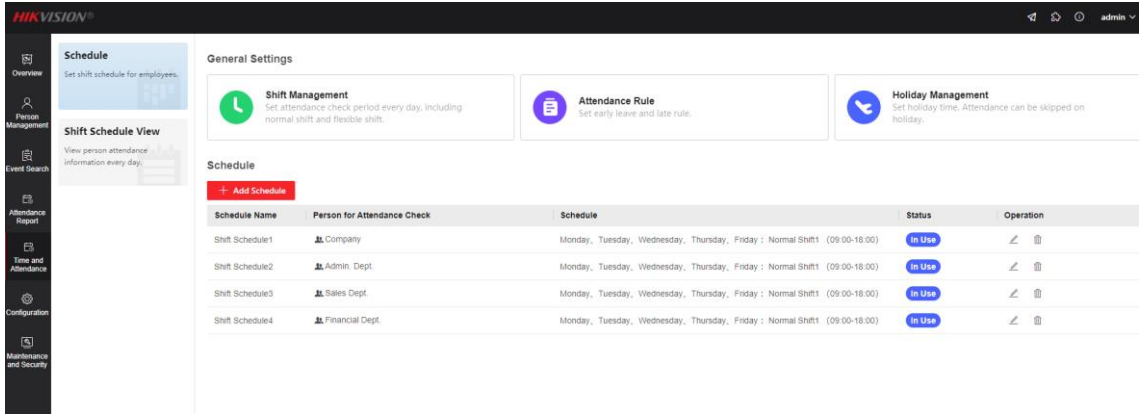
Reason for Release:

Fix bugs, enhance product quality and meet customers' requirements

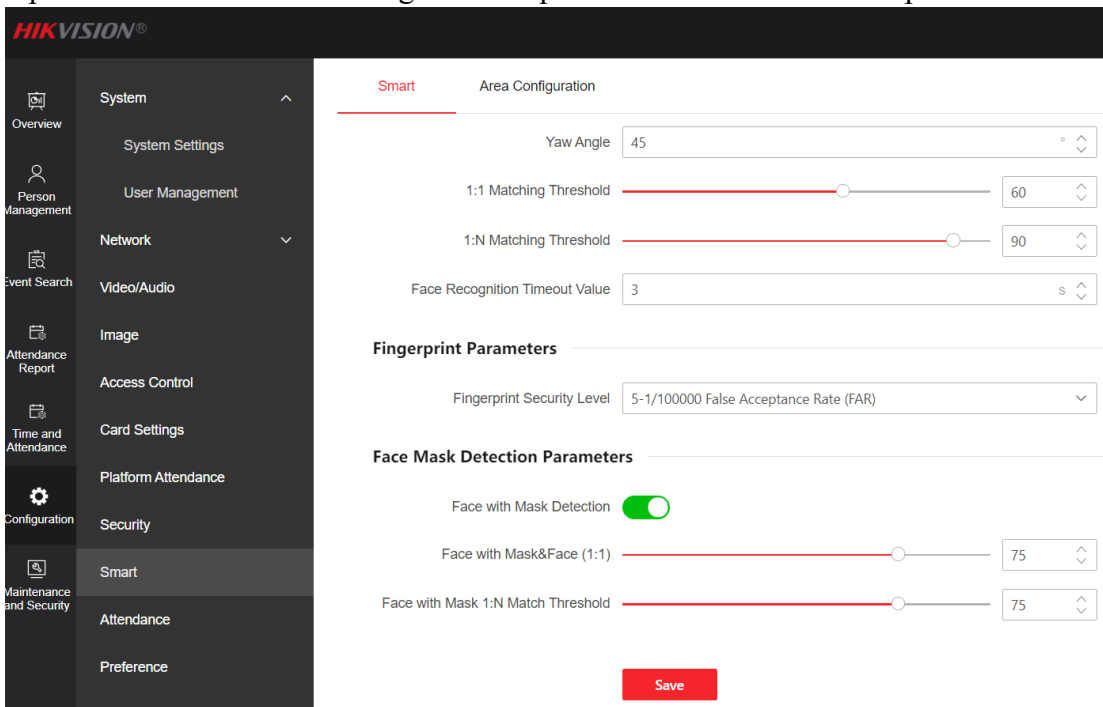
New Features

3. Supports local T&A function.
 - a. Platform attendance will be disabled automatically after local T&A is enabled, vice versa

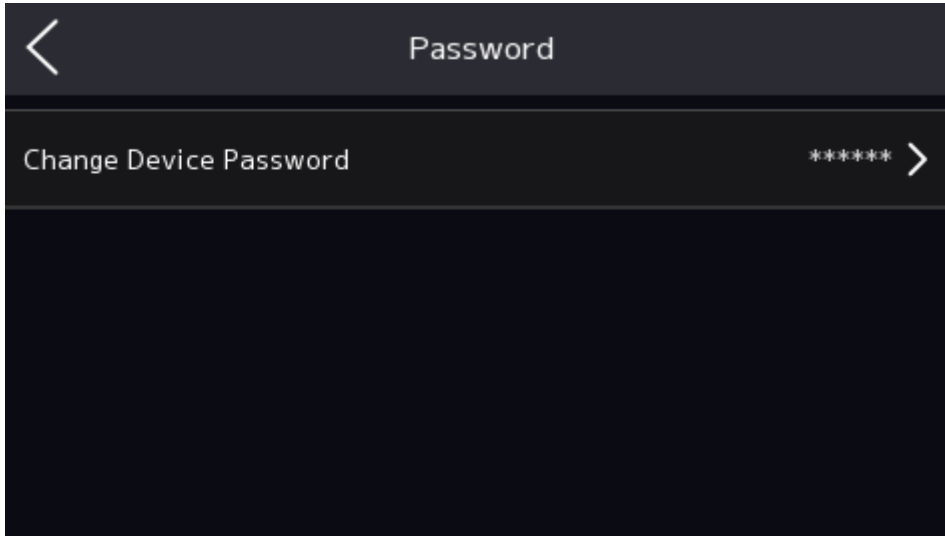
- b. Supports set up attendance rule via 3 methods: PC web, mobile web, local menu
- c. Supports 5 types of attendance report: Summary Report, Abnormal Attendance, Attendance Card, Attendance Record, Shift Schedule
- d. Supports 3 methods to export attendance report: PC web, mobile web and USB drive



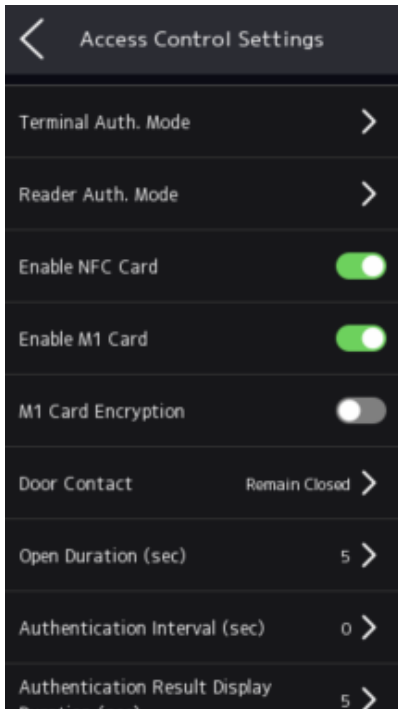
4. Optimize live face detection algorithm. Optimize face mask detection parameters



5. Supports modifying device password locally



- 6. Supports enable M1 encryption locally. M1 encryption is disabled by default



DS-K1T321 Series MinMoe Terminal V3.9.1_build230531 Release Note (2023-06-05)

Device Model: DS-K1T321MX, DS-K1T321MFX	Device Firmware Version	ACS_321_F2pro_EN_NEU_V3.9.1_build230531 ACS_321_F2pro_EN_STD_V3.9.1_build230531
--	----------------------------	--

<p>DS-K1T321MWX DS-K1T321MFWX DS-K1T321EX, DS-K1T321EFX, DS-K1T321EWX DS-K1T321EFWX</p> <p>Naming Rule: E for EM card, M for M1 card W for Wi-Fi F for Fingerprint</p>	<p>Software</p>	<p>HikCentral AC: https://www.hikvision.com/en/support/download/software/hik-central-access-control-v2-0-1/</p>
---	-----------------	--

Reason for Release:

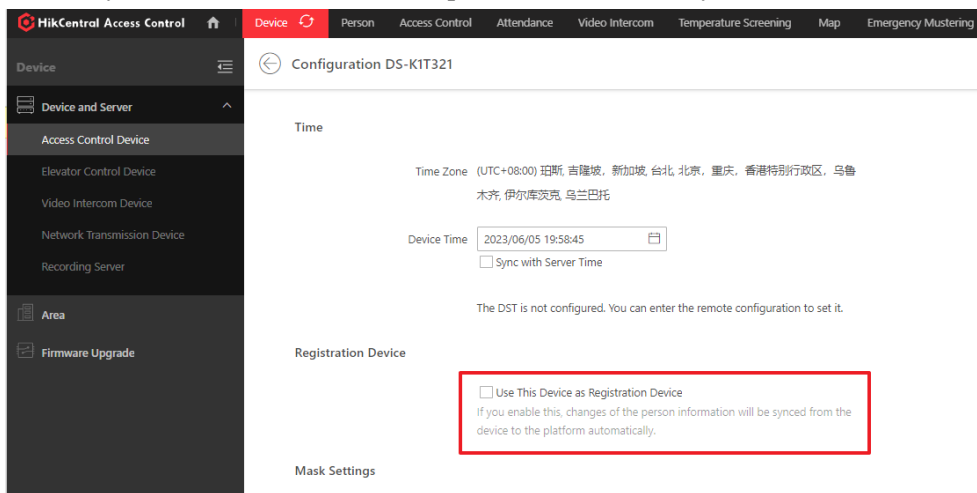
Fix bugs, enhance product quality and meet customers' requirements

New Features

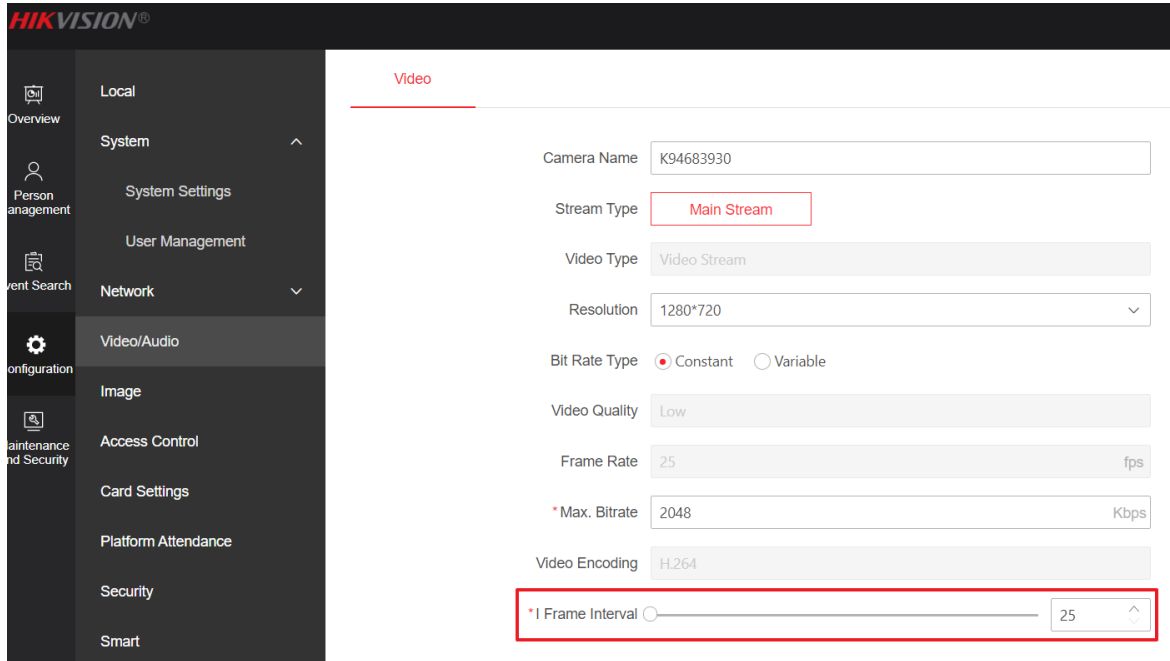
1. Support sync person information to platform automatically

Notice:

1. Platform requirement: HCP V2.4.1 or HCAC V2.1
2. Only ISAPI or ISUP protocol supported
3. Need to set up on platform first. If you enable this function , changes of the person information will be synced from the device to the platform automatically



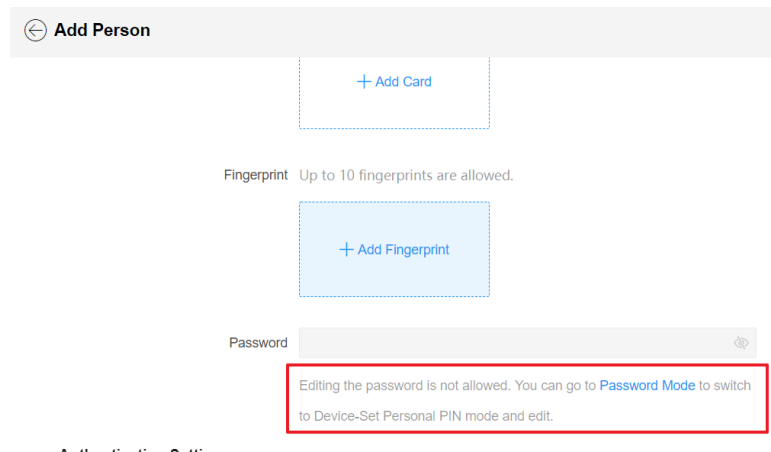
2. Optimize live face detection algorithm
3. Support modify I frame interval(NTSC 30 or PAL 25)



4. PIN Code supports switching between platform applied personal PIN mode and device set personal PIN mode

Notice :

Open web client, go to Configuration-Security-Password mode to switch PIN Code mode. In platform applied mode, cannot edit PIN Code on web client, it needs to be set on platform. In device set mode, can edit PIN Code on web client or local UI and PIN code set by platform is invalid.



DS-K1T321 Series MinMoe Terminal V3.9.0_build221217 Release Note (2023-03-08)

Device Model: DS-K1T321MX, DS-K1T321MFX DS-K1T321MWX DS-K1T321MFWX DS-K1T321EX, DS-K1T321EFX, DS-K1T321EWX DS-K1T321EFWX Naming Rule: E for EM card, M for M1 card W for Wi-Fi F for Fingerprint	Device Firmware Version	ACS_321_F2pro_EN_STD_V3.9.0_build221217 ACS_321_F2pro_EN_NEU_V3.9.0_build221217
	Software	HikCentral AC: https://www.hikvision.com/en/support/download/software/hik-central-access-control-v2-0/ iVMS: https://www.hikvision.com/en/support/download/software/ivms4200-series/

Reason for Release:

New model DS-K1T321 series Face recognition terminal first time released.



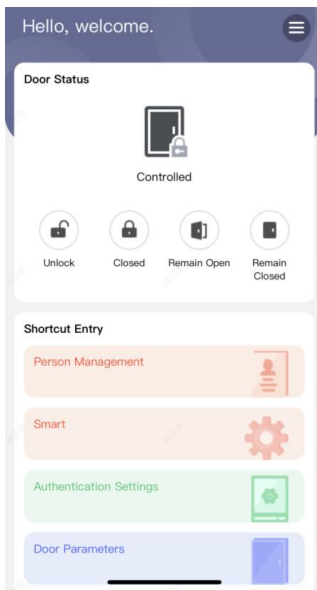
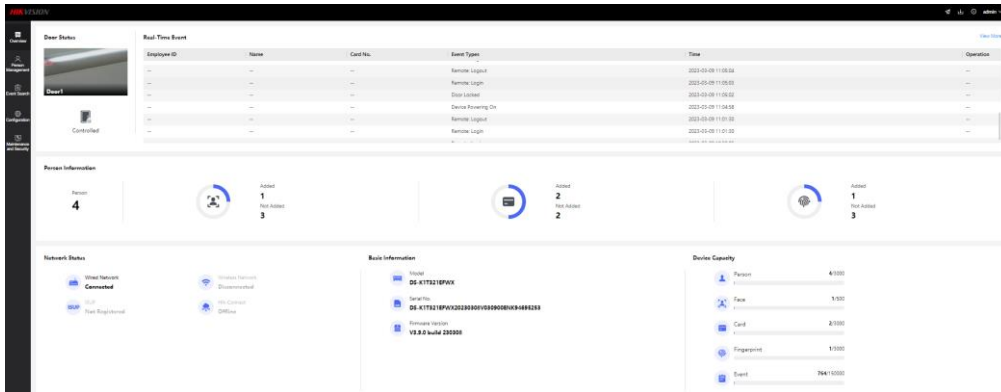
New Features

5. Capacity

	Face	Card	Fingerprint	Event
DS-K1T321MFWX	500	3000	3000	150,000

6. 2.4-inch LCD screen, 2MP lens

7. Support web configuration from both **PC web client** and **mobile web client** .User friendly UI design



8. Support **AP Hotspot mode**, activate and configure via mobile web client. You can switch AP Hotspot mode or Wi-Fi mode by long pressing '5' on keypad for about 3s

9. Support wired network and Wi-Fi (model with Wi-Fi function)

10. **ISAPI** protocol make it easy to integrate with third-party software

11. Support **ISUP 5.0**(EHome 5.0) protocol to manage devices located in different areas

12. Remote unlock door via the **Hik-Connect** App

13. Support wiring with secure door control unit or card reader via RS-485 protocol

14. Buzzer prompt when unlock door remotely

15. Support the following languages: English, Spanish (South America), Arabic, Thai, Indonesian, Russian, Vietnamese, Portuguese (Brazil), Korean, Japanese

Customer Impact and Recommended Action

This new firmware upgrade is to improve product performance, and will take effect automatically after upgrading from previous versions. We'd like to inform you the above changes. Also, we are sorry for any possible inconvenience of use-habit changes caused by this action.

For questions or concerns, please contact our local technical support team.

Note:

- Hikvision has all rights to alter, modify and cancel this notice.
- Hikvision doesn't give any guarantee for old models' stock.
- Hikvision is not liable for any typing or printing errors.
- For special model's change details, please contact our local technical support team.

Hikvision Digital Technology CO., Ltd.
No. 555 Qianmo Road, Binjiang District, Hangzhou 310052,
China
Tel: +86-571-8807-5998
FAX: +86-571-8993-5635
Email: support@hikvision.com