

Network Video Recorder

Version: V4.63.000 build230412

Release Note

Firmware Basic Information	Firmware Version:	V4.63.000 build230412
	SDK Version:	V6.1.9.151
	Play Library:	V7.4.0.0
	Web component:	V4.5.0 build230407 IE: IE11、Chrome: 57+、firefox : 52+、 safari : 12+、edge :89+
	OpenSDK Version:	V2.15.0

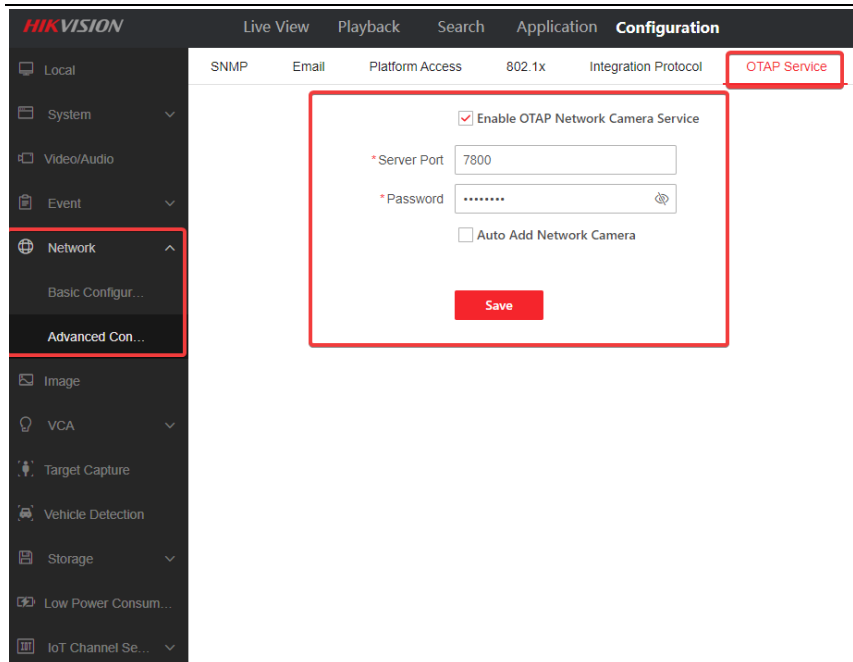
Reason of Upgrade

Add new features, fix known issues and optimize product performances.

New Functions

【Support Access to Solar Camera】

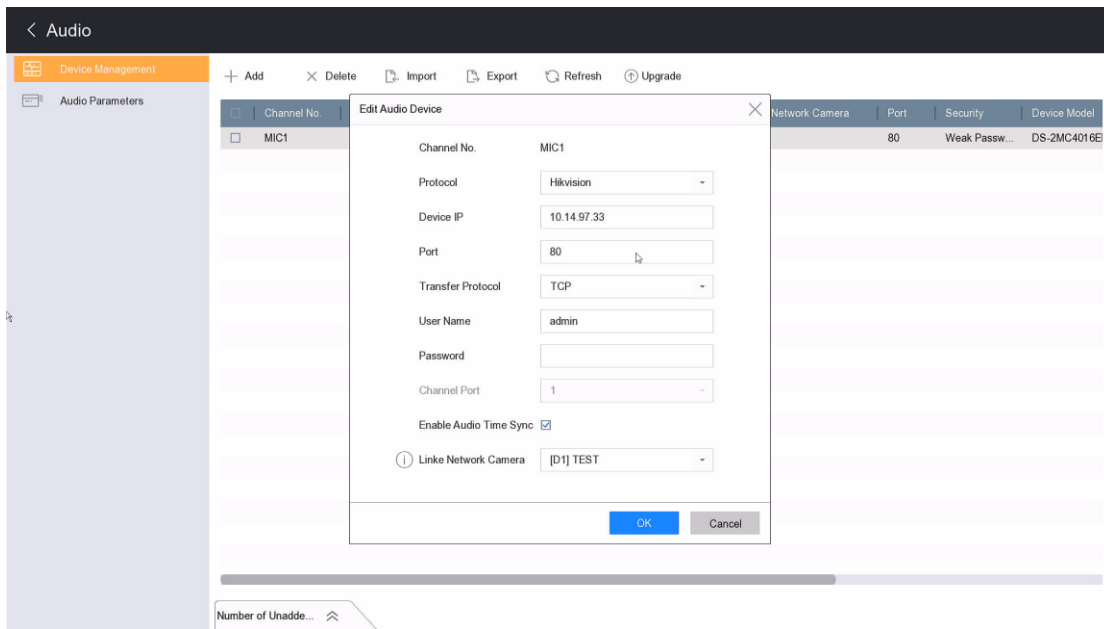
1. Support adding solar camera to NVR via OTAP.



2. Support live view of solar camera on NVR.
3. NVR support receiving, storing and searching record from camera.
4. Support displaying power status of camera.
5. Support configuring power consumption mode of solar camera.

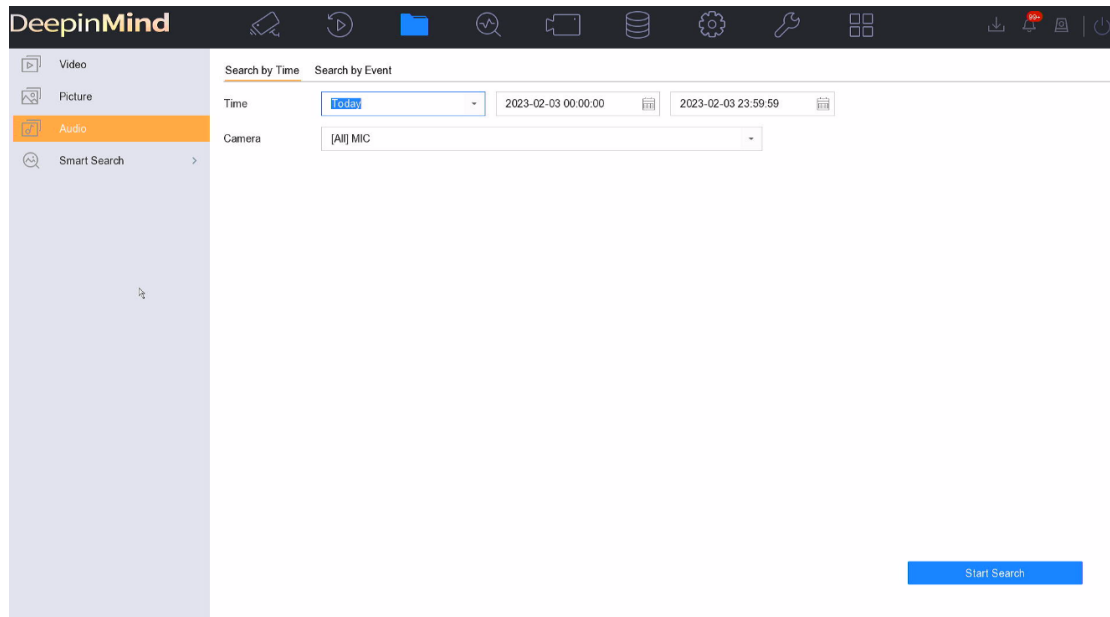
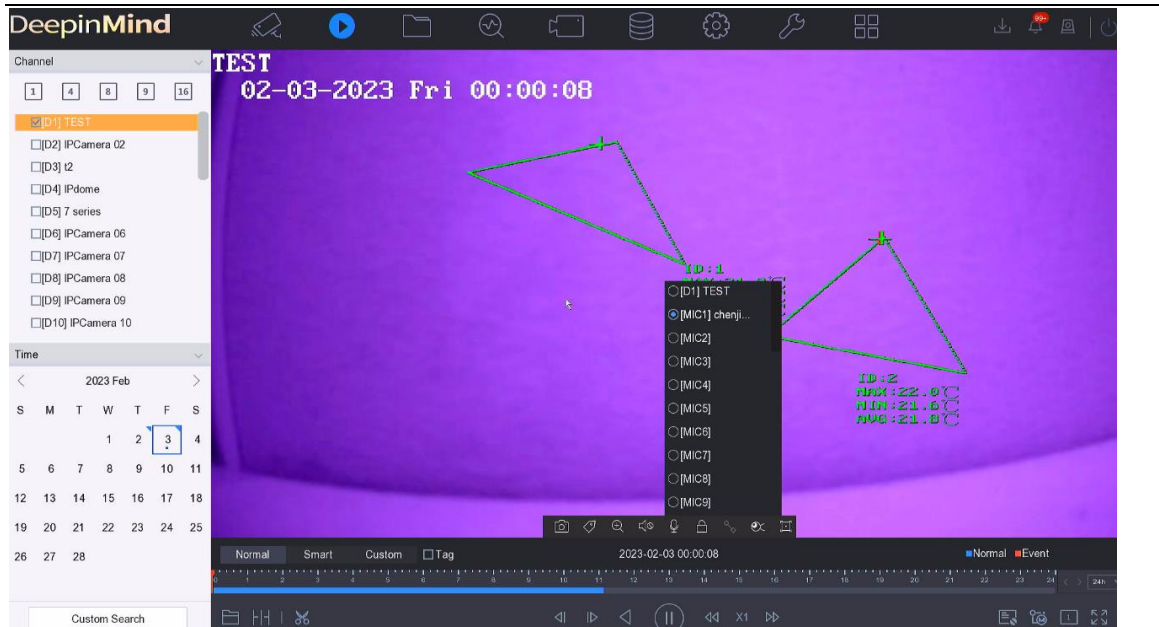
【Support Add Network Microphone】

1. Support adding network microphone to NVR. The model is: DS_UAC_M1P



2. Support storage, preview, playback and search of audio content.





3. Support binding one audio channel to one video channel.
4. Related audio functions can be worked with 4200.

【Support Receive and Upload AIOP Events】

1. After AIOP camera is connected, the AIOP event can be received. Arming time and linkage methods can be configured. Users can rename the AIOP events.
2. Support AIOP event picture retrieval on WEB and local GUI.

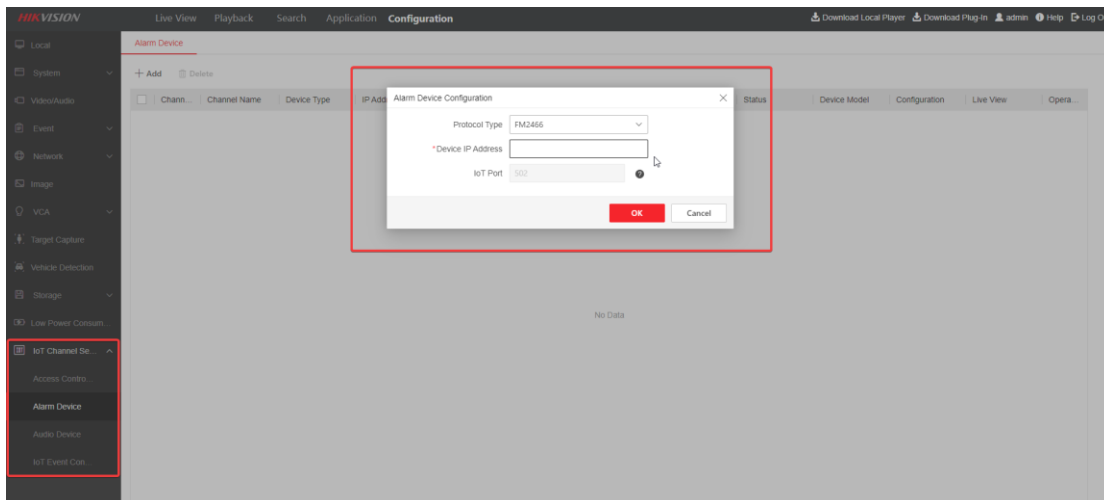
3. Support upload AIOP event to 4200.

【Support Human/Vehicle Filter of WEB Playback】

1. Web playback supports marking the video recording of human or vehicle on the progress bar with red color.
2. Events related: MD2.0, perimeter protection events, video structuralization, face capture、vehicle detection and multi-type target detection.

【Support Access to FM2466 Alarm Module】

1. Support connecting with FM2466 via Modbus protocol.
2. Support reconnection of FM2466 when it goes offline.
3. Support obtaining status of every alarm ports of FM2466 regularly, and support alarm linkage of alarm in.
4. Support other events of NVR link alarm out of FM2466.



【Support Display Mute and Not Disturb Status of HC on NVR's Web and Local GUI】

Support Display Mute and Not Disturb Status of HC on NVR's Web and Local GUI.

The screenshot shows the NVR 4.0 interface. On the left is a navigation menu with options like System Info, Device Info, Camera, Record, Alarm, Network, HDD, Log Info, Import/Export, Upgrade, Default, Network, HDD Operation, and System Service. The main area displays a table with the following data:

Camera Name	Status	Motion Detection	Video Tampering Detection	Video Loss	Mute and Not Disturb
isup test	Connected	Used	Not Used	Not Used	Used
IPCamera 02	Connected	Not Used	Not Used	Not Used	Used
Camera 01	Connected	Not Used	Not Used	Not Used	Used

The screenshot shows the HIKVISION Configuration interface. The 'Diagnose' tab is selected. The 'Stream Debugging' section has 'Channel' set to 'D01' and 'Stream Type' set to 'Main Stream'. Below this is a 'Channel Status' table:

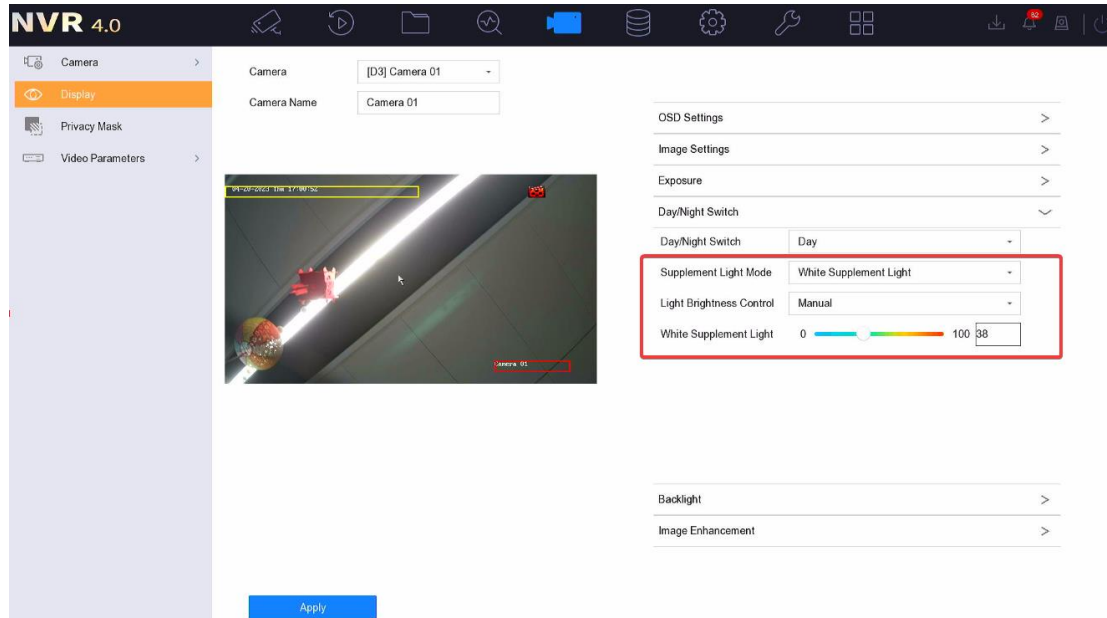
Channel	Mute and Not Disturb
D1	<input checked="" type="checkbox"/>
D2	<input checked="" type="checkbox"/>
D3	<input checked="" type="checkbox"/>
D4	<input checked="" type="checkbox"/>
D5	<input checked="" type="checkbox"/>
D6	<input checked="" type="checkbox"/>
D7	<input checked="" type="checkbox"/>

【Support Polish Display of POS Function】

Support Polish Display of POS Function.

【Support Configuration of Supplement Light of IPC】

Support configuring supplement light of IPC on NVR.



Optimized Functions

【Optimize ANPR Camera Access】

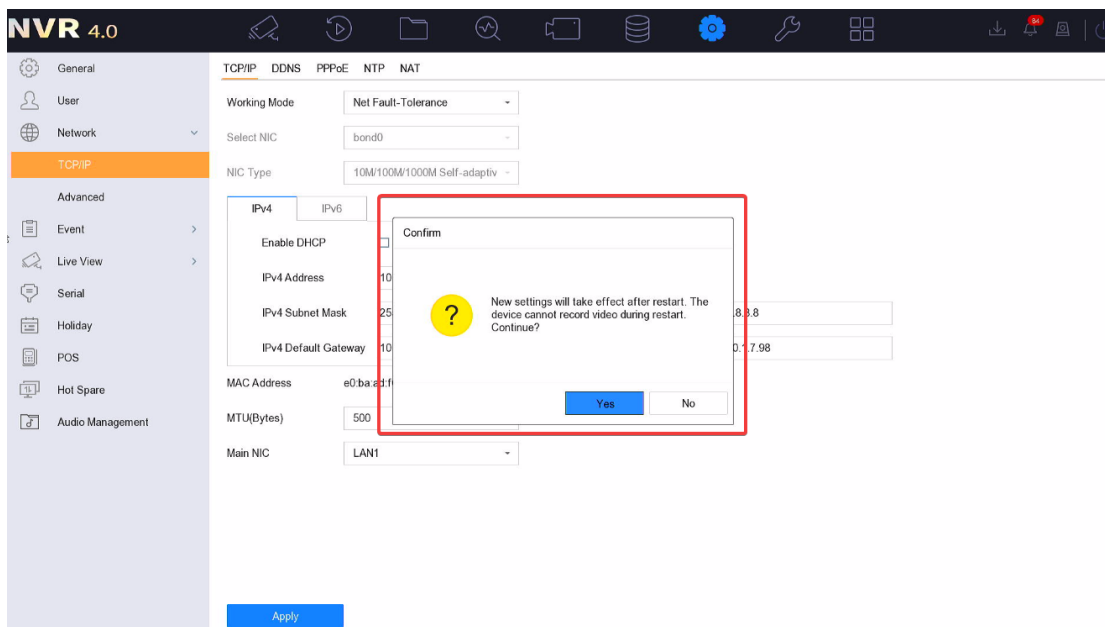
1. Support transmitting plate picture of vehicle detection via NVR.
2. License plate library expand to 10000.

【Optimize Thermal Dual Spectrum Camera Access】

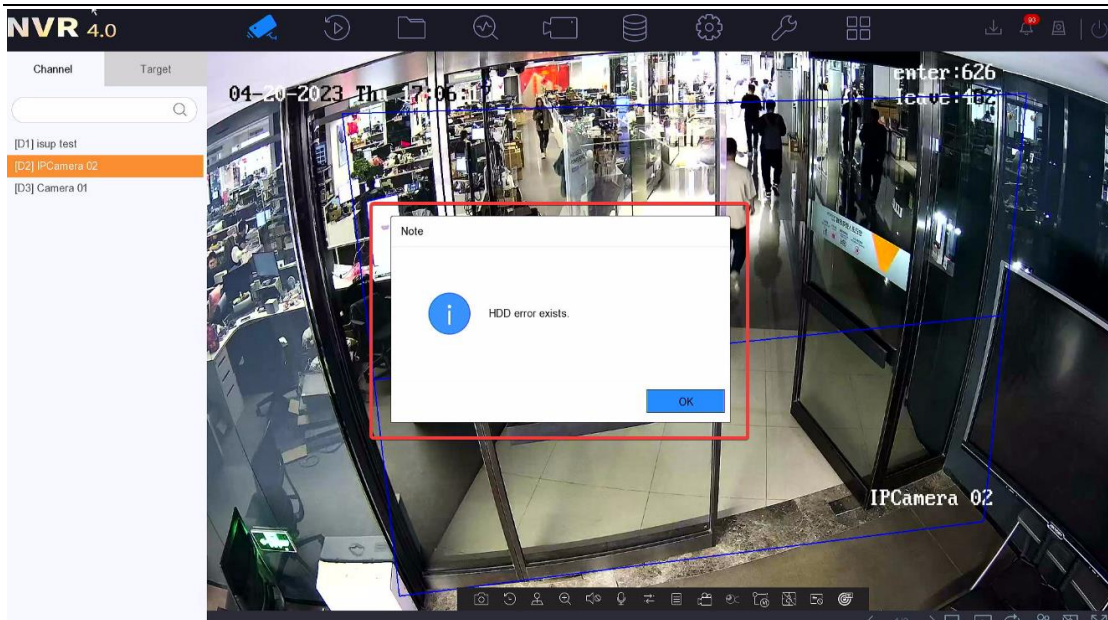
1. Support access to thermal dual spectrum camera.
2. Support temperature information display on NVR.

【Video Security Related Optimization】

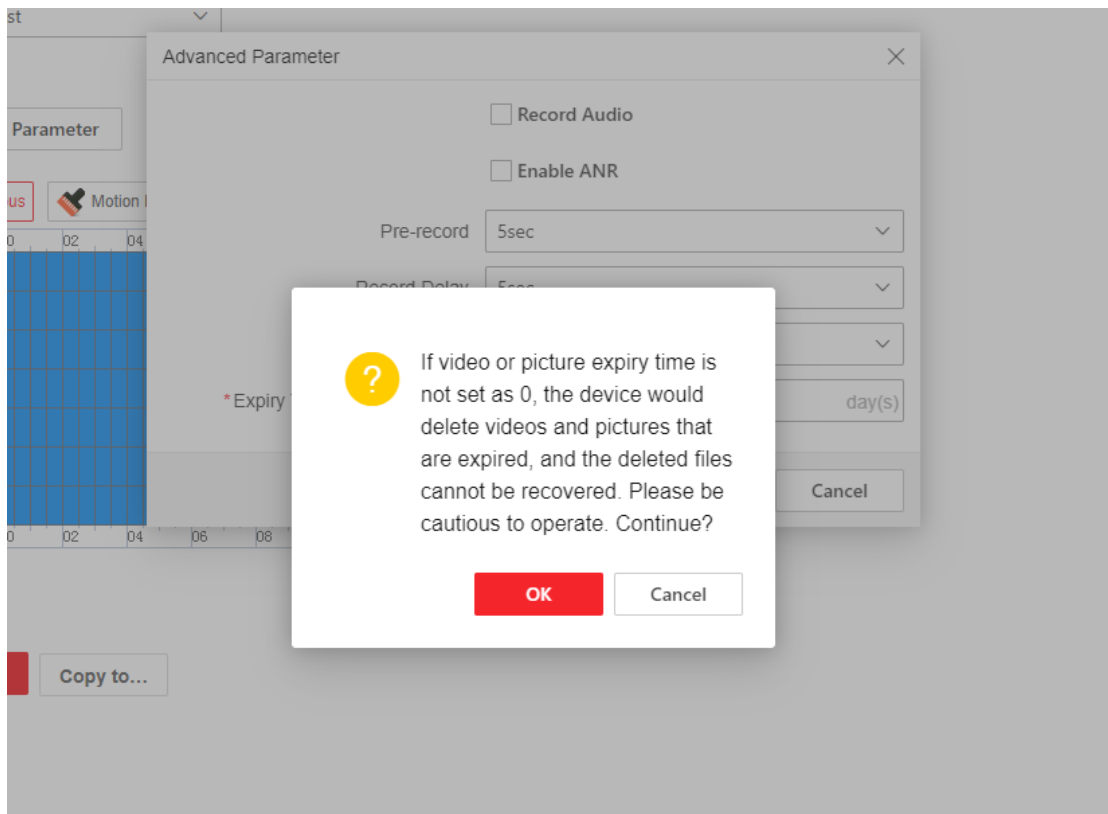
1. When changing menu output on NVR's web, system will pop up a warning to let user know device will reboot if continue the operation.
2. When modifying MTU value on NVR's web or local GUI, system will pop up a warning to let user know device will reboot if continue the operation.



3. If device has record exception or HDD exception, a window will pop up to warn users.



4. If set record/picture expiry time on web, a statement will pop up to claim the risks of video risks.



【Update Exportable Vsplayer】

Update Exportable Vsplayer to solve win10 and win 11 compatibility issues.

【Enable DHCP by Default】

Enable DHCP by default.

【Optimize Device Booting Time】

Optimize booting time of device.

Product List

DS-7608NI-M2
DS-7608NI-M2/8P
DS-7616NI-M2
DS-7616NI-M2/16P
DS-7716NI-M4
DS-7716NI-M4/16P
DS-7732NI-M4
DS-7732NI-M4/16P
DS-7764NI-M4
DS-9616NI-M8
DS-9616NI-M8/R
DS-9632NI-M16
DS-9632NI-M16/R
DS-9632NI-M8
DS-9632NI-M8/R
DS-9664NI-M16
DS-9664NI-M16/R
DS-9664NI-M8
DS-9664NI-M8/R
DS-96128NI-M8
DS-96128NI-M8/R
DS-96128NI-M16
DS-96128NI-M16/R

Customer Impact and Recommended Action

This new firmware upgrade is to improve product performance, and will take effect automatically after upgrading from previous versions. We'd like to inform you the above changes. Also, we are sorry for any possible inconvenience of use-habit changes caused by this action.

Note:

- Hikvision has all rights to alter, modify and cancel this notice.
- Hikvision doesn't give any guarantee for old models' stock.
- Hikvision is not liable for any typing or printing errors.
- For special model's change details, please contact our local technical support team.