

## **Network Video Recorder**

**Version: V4.75.005 build230630**

### **Release Note**

<b>Firmware Basic Information</b>	Firmware Version:	V4.75.005 build230630
	SDK Version:	NA
	Play Library:	7.3.5.0
	Web component:	V4.0.1 build 230608
	OpenSDK Version:	NA

### **Reason of Upgrade**

Add new features, fix known defects, and optimize product performance.

## New Features

1. You can input user name and password when Plug-and-Play adding method.

Edit IP Camera

Channel No. D3

Adding Method Plug-and-Play

Channel Address 192.168.254.24

Protocol HIKVISION

Management Port 8000

Channel Port 1

Transfer Protocol Auto

User Name admin

Camera Password

☐ Use Camera Activation Pa...

OK Cancel

2. You can add Hikvision Switch Device to NVR, and support to configure Switch event.

NVR

System

Network

Camera

Device Management

Switch

Event

Record

Added Device List

+ Add - Delete Show Password

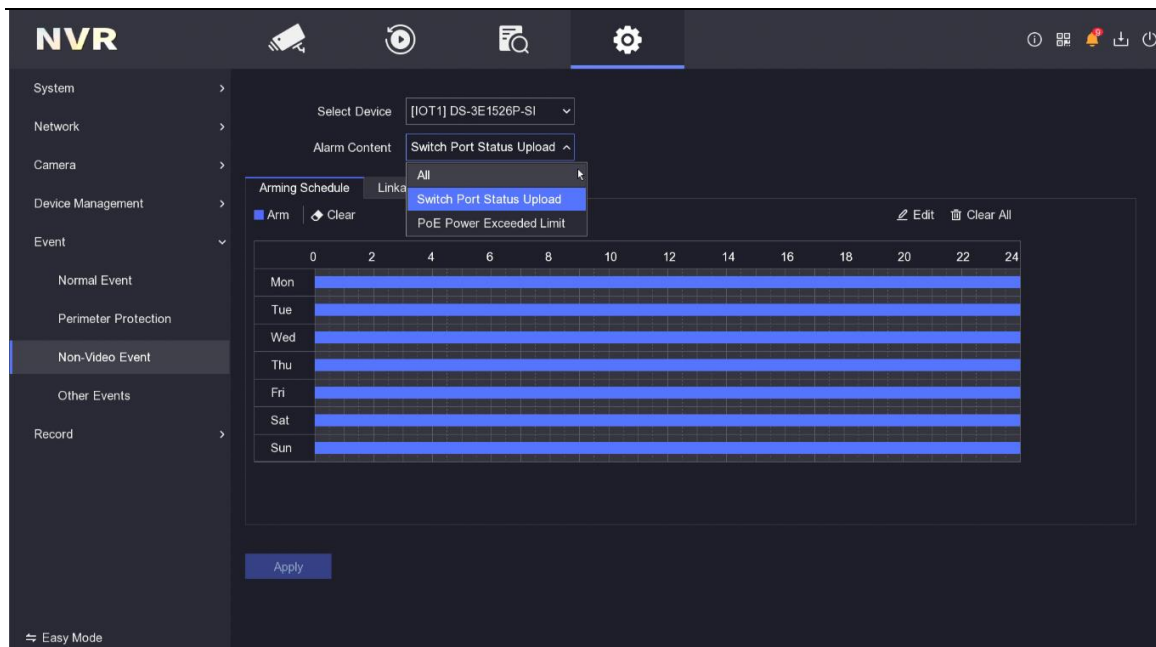
	Device No.	IP Address	Status	Device Model	Device Name	Protocol	Opera...
<input type="checkbox"/>	1	10.9.96.147	✓	DS-3E1526P-SI	DS-3E1526P-SI	HIKVISION	⌵ ⌵
<input type="checkbox"/>	2	10.9.96.81	✓	DS-3E1510P-EI	DS-3E1510P-I	HIKVISION	⌵ ⌵
<input type="checkbox"/>	3	10.9.96.9	✓	DS-3E1510P-SI	DS-3E1510P-SI	HIKVISION	⌵ ⌵
<input type="checkbox"/>	4	10.9.96.7	✓	DS-3E1510P-SI	DS-3E1510P-SI	HIKVISION	⌵ ⌵

Online Device List

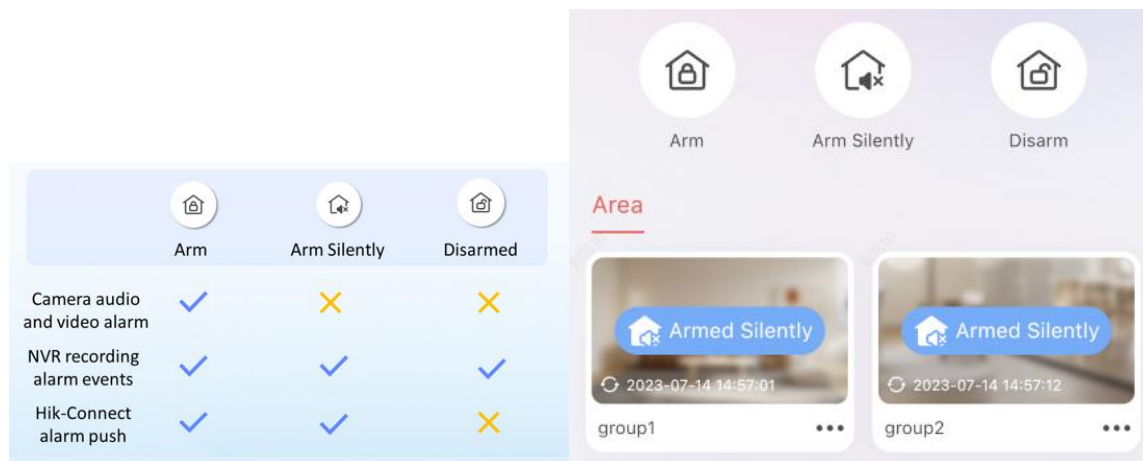
+ Add + Add All Q Activate Refresh

	No.	IP Address	Status	Operation	Protocol	Management Port	Device Model	Serial No.
<input type="checkbox"/>	1	10.9.96.252	✓	⌵	HIKVISION	8000	DS-3E1309P-EI	DS-3E1309P-EI202
<input type="checkbox"/>	2	10.9.96.12	⚠	⌵	HIKVISION	8000	DS-3E1309P-EI	DS-3E1309P-EI202
<input type="checkbox"/>	3	10.9.96.88	✓	⌵	HIKVISION	8000	DS-3E1508-EI	DS-3E1508-EI2021
<input type="checkbox"/>	4	10.9.96.197	⚠	⌵	HIKVISION	8000	DS-3E1510P-EI	DS-3E1510P-EI202
<input type="checkbox"/>	5	10.9.96.114	✓	⌵	HIKVISION	8000	DS-3E1318P-SI	DS-3E1318P-SI202

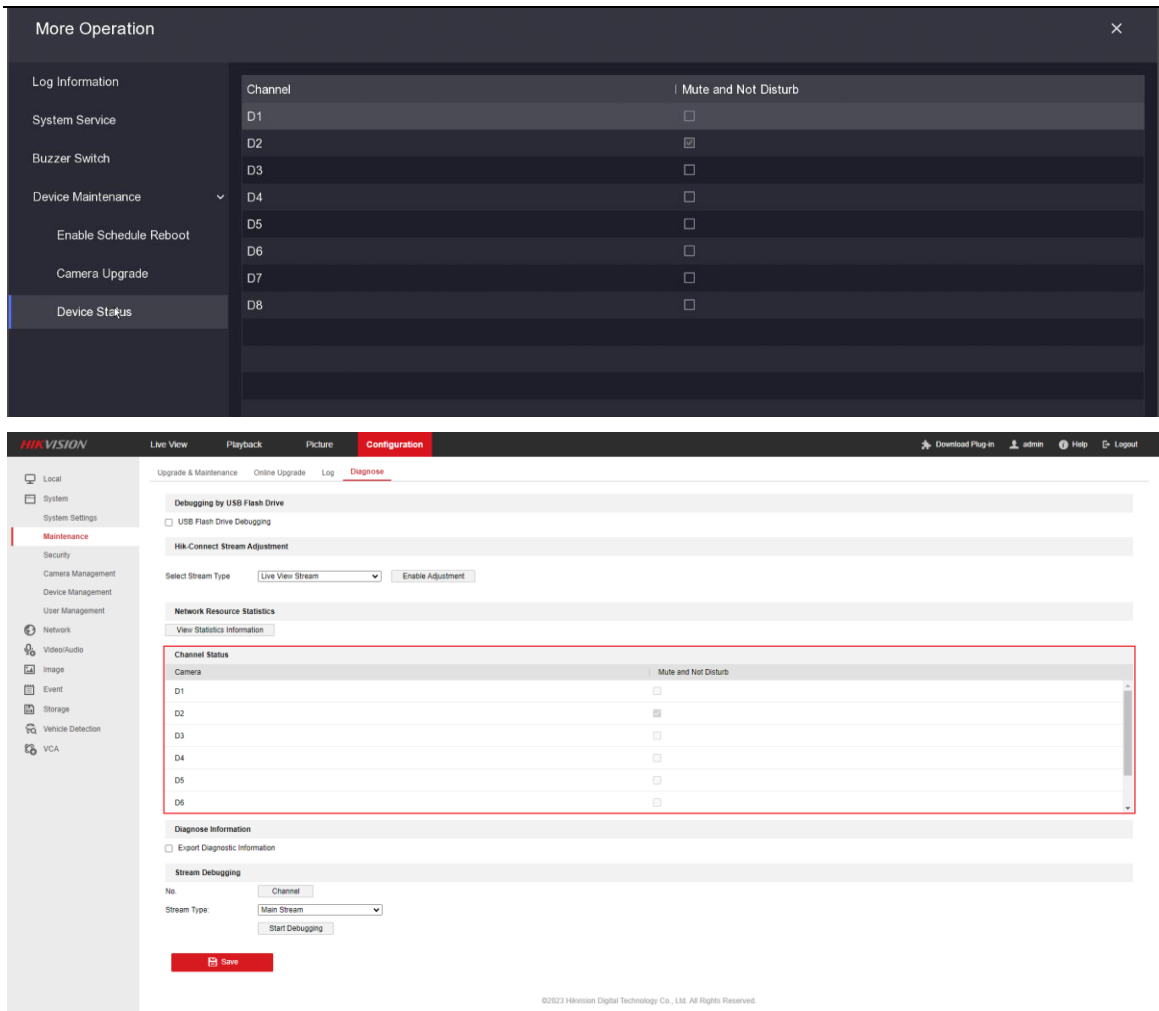
Easy Mode



- Flexible arming and disarming with Hik-Connect. There are three ways available: Arm, Arm silently and Disarmed. You can create groups to set the arm status.**

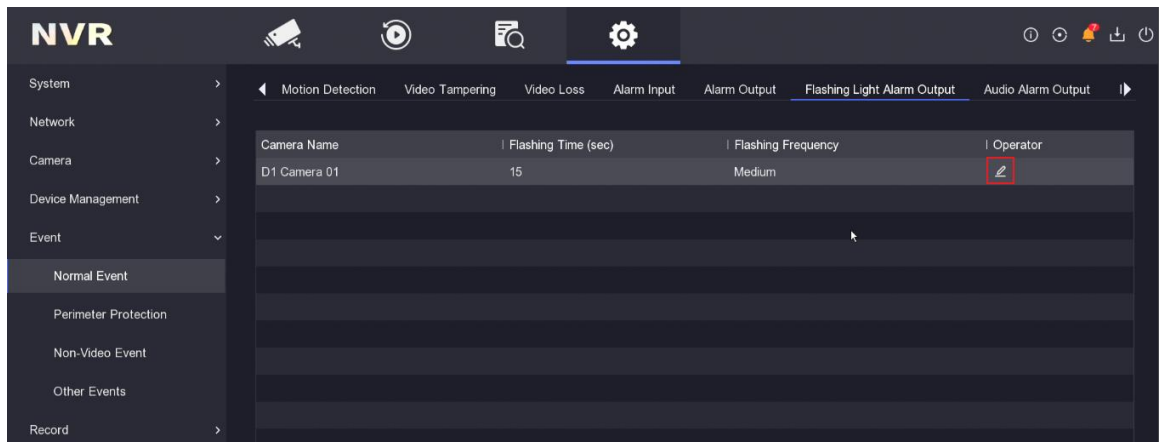


You can check device arm status from local EUI and Web site.



#### 4. You can configure Flashing Alarm and Audio Alarm on local EUI.

### Flashing Light Alarm Output:



Edit

Channel

[D1] Camera 01

Flashing Time (sec)

15

Flashing Frequency

Medium

Arming Schedule

Arm

Clear

Edit

Clear All

	0	2	4	6	8	10	12	14	16	18	20	22	24
Mon													
Tue													
Wed													
Thu													
Fri													
Sat													
Sun													

Copy to

Apply

Cancel

Audio Alarm Output:

[illegible]

Edit

Channel

[D1] Camera 01

Alarm Times

5

Audio Type

Alarm Sound

Sound Volume

100

Alarm Sound

Siren

Arming Schedule

Arm

Clear

Edit

Clear All

	0	2	4	6	8	10	12	14	16	18	20	22	24
Mon													
Tue													
Wed													
Thu													
Fri													
Sat													
Sun													

Copy to

Apply

Cancel

You can configure Flashing Alarm and Audible Alarm on web site, and you can customize voice on Web site and Hik-Connect.

HIKVISION

Live View

Playback

Picture

Configuration

Local

System

Network

Video/Audio

Image

Event

Basic Event

Non-Video Event

Motion

Video Tampering

Video Loss

Alarm Input

Alarm Output

Exception

Flashing Alarm Light Output

Audible Alarm Output

No.

192.168.0.134:8000

Flashing Duration

15

s

Flashing Frequency

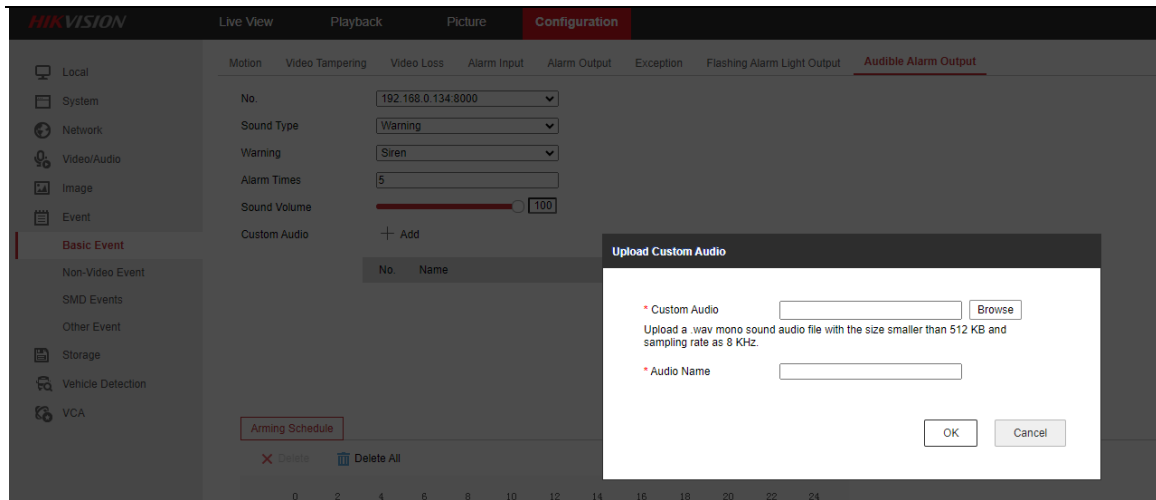
Medium Frequency

Arming Schedule

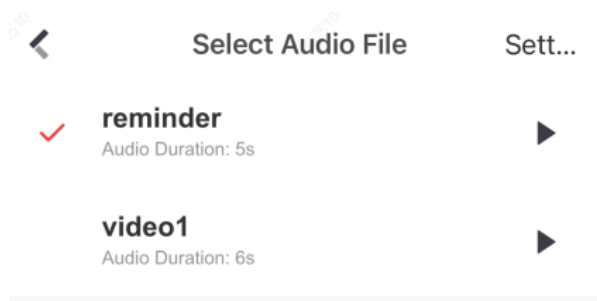
Delete

Delete All

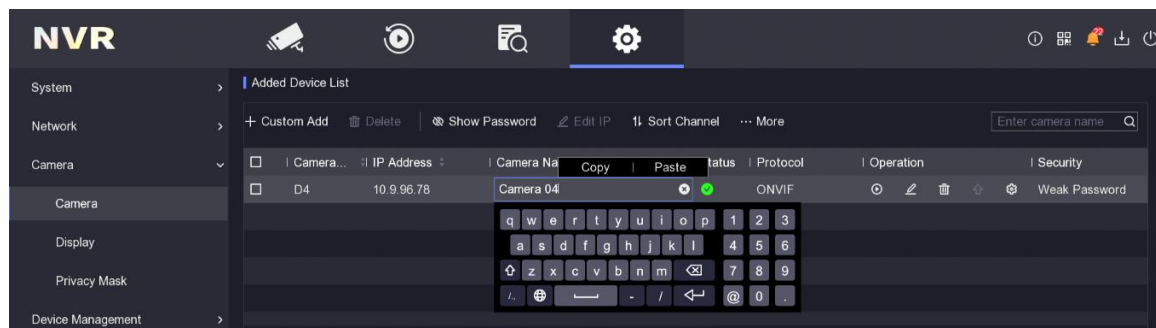
	0	2	4	6	8	10	12	14	16	18	20	22	24
Mon													



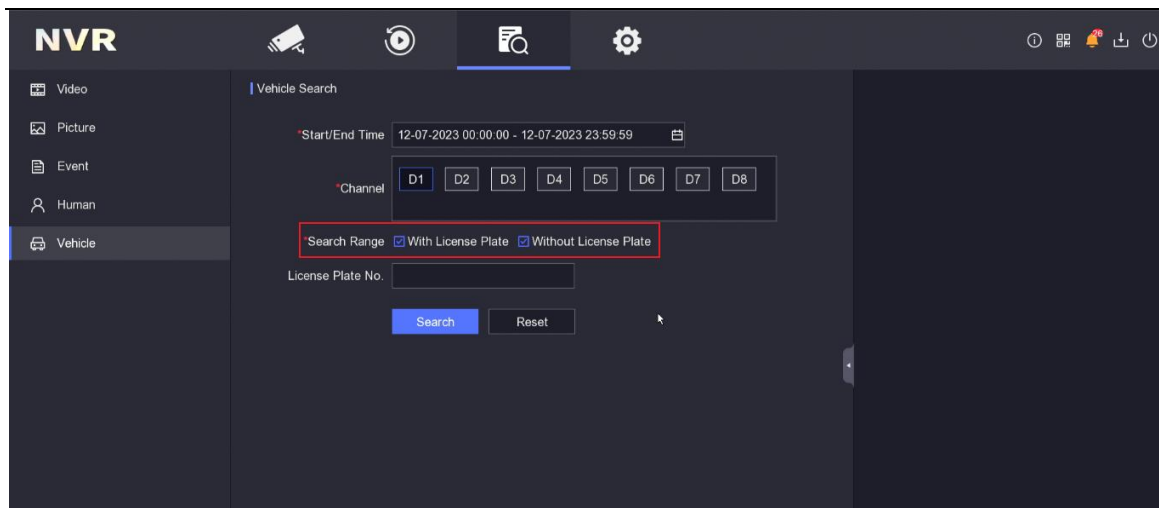
Hik-Connect:



5. Modify the camera name of third-party cameras and the camera which added by RTSP.

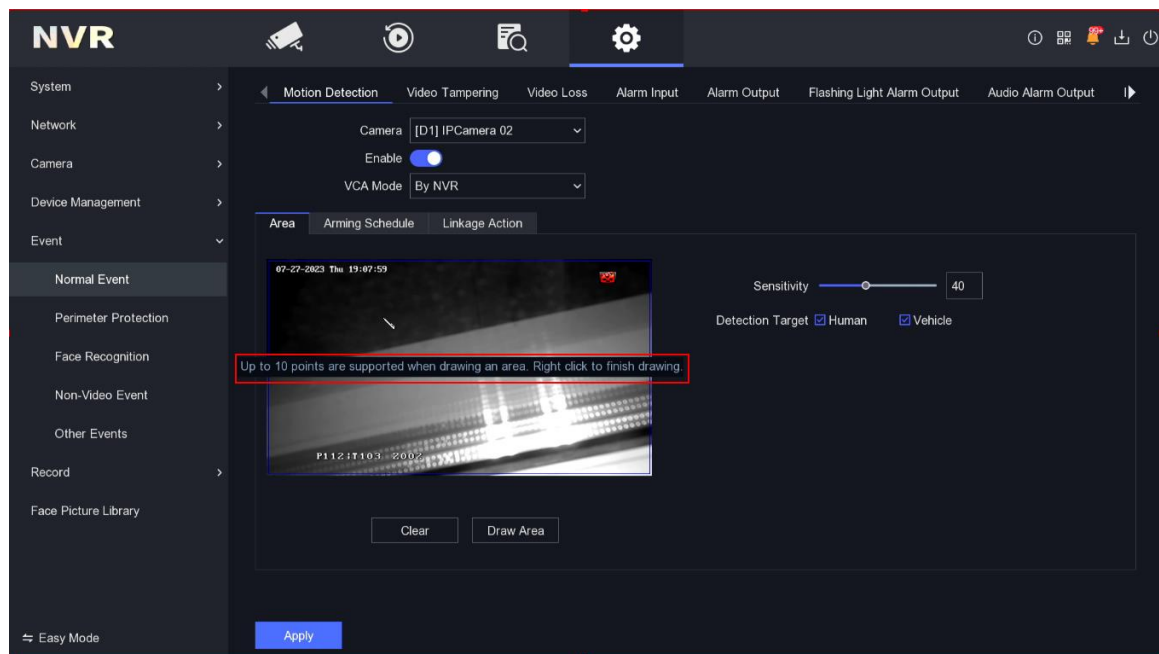


6. You can quickly filter vehicle event by Search Range.



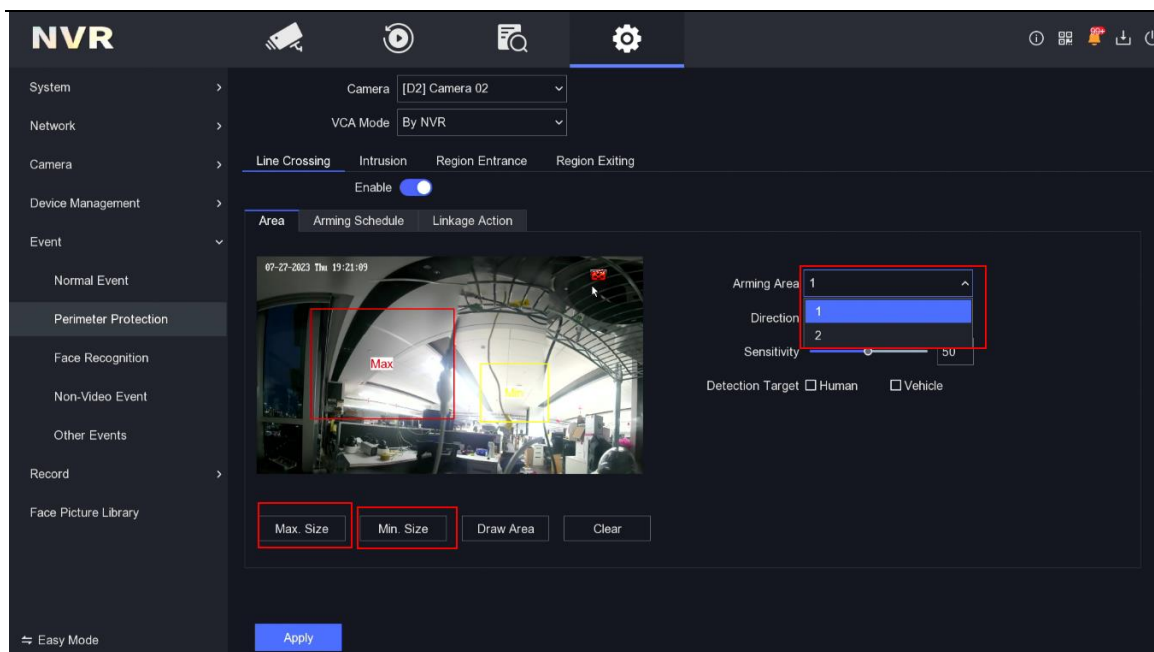
## 7. Perimeter algorithm optimization

. Supports a max of 10 points



Support max and min rule





## Modified functions

NA

## Related product list:

Accuses K series NVR	DS-7604NXI-K1, DS-7604NXI-K1/4P
	DS-7608NXI-K1, DS-7608NXI-K1/8P
	DS-7616NXI-K1
	DS-7608NXI-K2, DS-7608NXI-K2/8P
	DS-7616NXI-K2, DS-7616NXI-K2/16P
	DS-7632NXI-K2, DS-7632NXI-K2/16P
	DS-7708NXI-K4, DS-7708NXI-K4/8P
	DS-7716NXI-K4, DS-7716NXI-K4/16P



First Choice for Security Professionals

	DS-7732NXI-K4
--	---------------

## **Customer Impact and Recommended Action**

This new firmware upgrade is to improve product performance, and will take effect automatically after upgrading from previous versions. We'd like to inform you the above changes. Also, we are sorry for any possible inconvenience of use-habit changes caused by this action.

For questions or concerns, please contact our local technical support.

**Note:**

- Hikvision has all rights to alter, modify and cancel this notice.
- Hikvision doesn't give any guarantee for old models' stock.
- Hikvision is not liable for any typing or printing errors.
- For special model's change details, please contact our local technical support team.