

PTZ/Network Camera Firmware Version: V5.8.0

Release Note

(2023-02-15)

Firmware Basic Information	Firmware Version:	H8_V5.8.0 build 230215
	iVMS-4200:	V3.4.2.1 build20210105
	Web version:	V4.0.1.0build210524

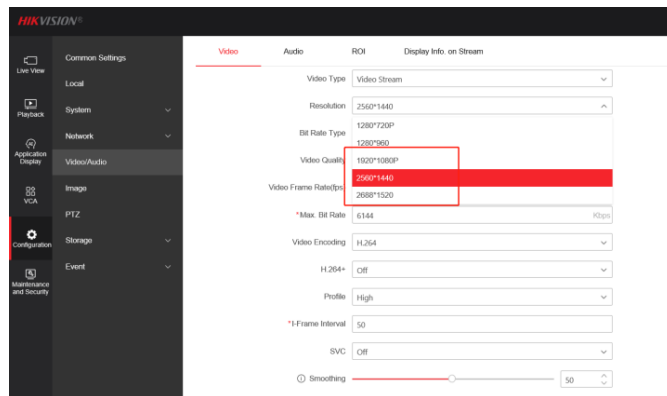
Camera Features

1. New Features

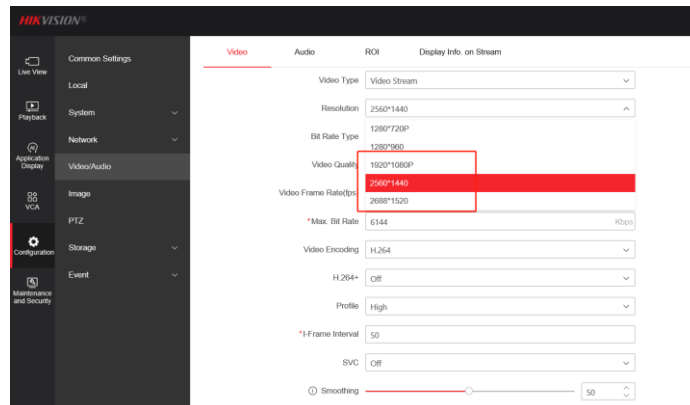
- N/A:

2. Improved Features

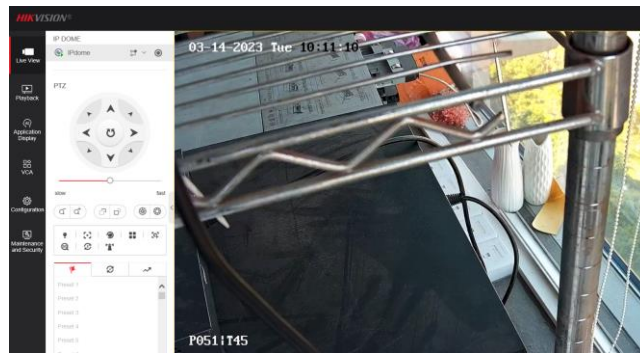
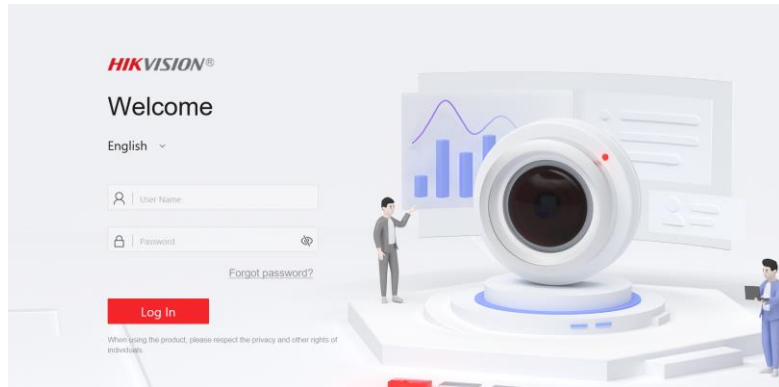
- DS-2DE7A232 series supports high frame rates (2560*1440@50/60fps)



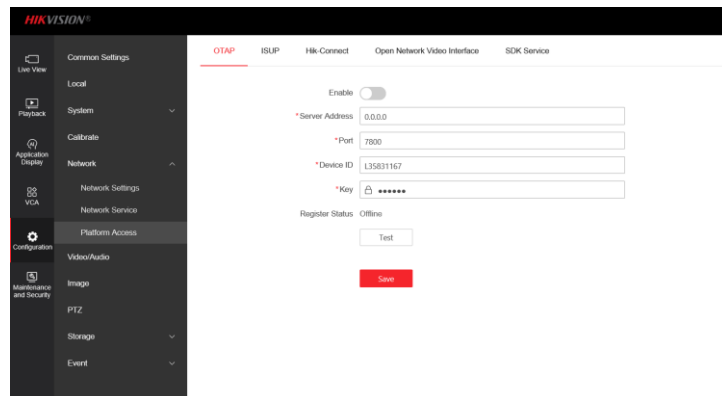
- All 4MP models support 2688*1520 (only models with DDR of 1G or above)



- Support Web5.0



- Support OTAP protocol



- Intrusion detection support continuous upload alarm to center

3. Leftover Issues

- N/A

Customer Impact and Recommended Action

This update refers to function/compatibility improvement and will take effect automatically after the Date of Change. We are very sorry for any inconvenience of use-habit changes caused by this action. For any questions and request for this firmware, please contact our local technical support team.

Remarks:

- Hikvision reserves the right to change, alter or withdraw the above notification without prior notice.
- Product design and specifications are subject to change without prior notice.
- The Hikvision firmware may contain errors known as errata which may cause the product to deviate from published specifications. Current characterized errata are available on request.
- Hikvision is not liable for any typing or printing errors.

Hikvision Digital Technology CO., Ltd.

No. 555 Qianmo Road, Binjiang District, Hangzhou
310051, China

Tel: +86-571-8807-5998

Supported Product List		
Product Category	Platform (Sub)	Model Number
PTZ Camera	IPDE	DS-2DE3C210IX-DE(C1)(T5)
	IPDE_L	DS-2DE4425IW-DE(T5)
	IPDE_L	DS-2DE7A825IW-AEB(T5)
	IPDE_L	DS-2DE7A812MCG-EB
	IPDE_L	DS-2DE7A412MCG-EB
	IPDE_L	DS-2DE7A220MCG-EB
	IPDE_L	DS-2DE7A432IW-AEB(T5)
	IPDE_L	DS-2DE7A225IW-AEB(T5)
	IPDE_L	DS-2DE7A232IW-AEB(T5)
	IPDE_L	DS-2DE7A425IW-AEB(T5)
	IPDE_L	DS-2DE4415IW-DE(T5)
	IPDE_L	DS-2DE4225IW-DE(T5)
	IPDE_L	DS-2DE4215IW-DE(T5)
	IPDE_L	DS-2DE5432IWG-E
	IPDE_L	DS-2DE5425IW-AE(T5)

IPDE_L	DS-2DE5225IW-AE(T5)
IPDE_L	DS-2DE5232W-AE(T5)
IPDE_L	DS-2DE5232W-AE3(T5)
IPDE_L	DS-2DE5225W-AE3(T5)
IPDE_L	DS-2DE3A404IWG-E/W
IPDE_L	DS-2DE3A404IWG-E
IPDE_L	DS-2DE3A400BW-DE(F1)(T5)
IPDE_L	DS-2DE3A400BW-DE/W(F1)(T5)
IPDE_L	DS-2DE4225WG-E3
IPDE_L	DS-2DE5432IWG-E
IPDE_L	DS-2DE4A225IWG-E
IPDE_L	DS-2DE4A425IWG-E