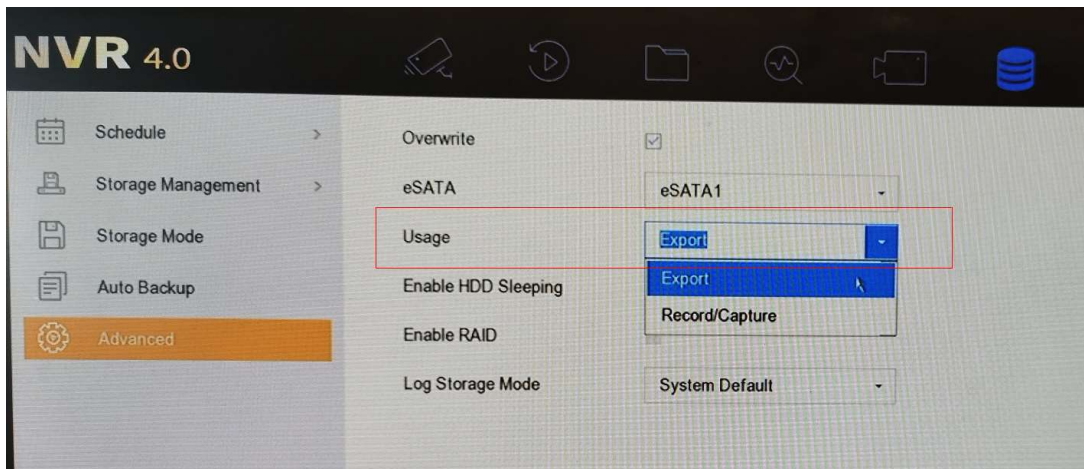


<b>Title:</b>	How to Use eSATA Function	<b>Version:</b>	v1.0	<b>Date:</b>	5/15/2020
<b>Product:</b>	NVR			<b>Page:</b>	1 of 5

## Preparation

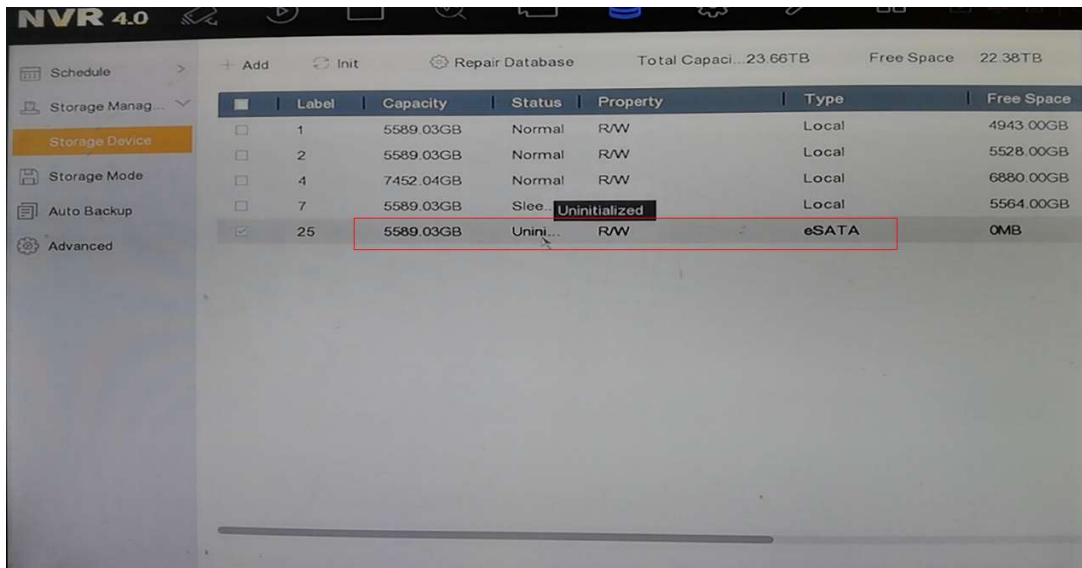
### How to Use eSATA function

#### 1. Check Usage at first: Export or Record/Capture



#### Storage-Advanced-Usage

- 1) If you set Usage as Record/Capture, then eSATA HDD would be an expansion disk, and work as the internal HDD from NVR.

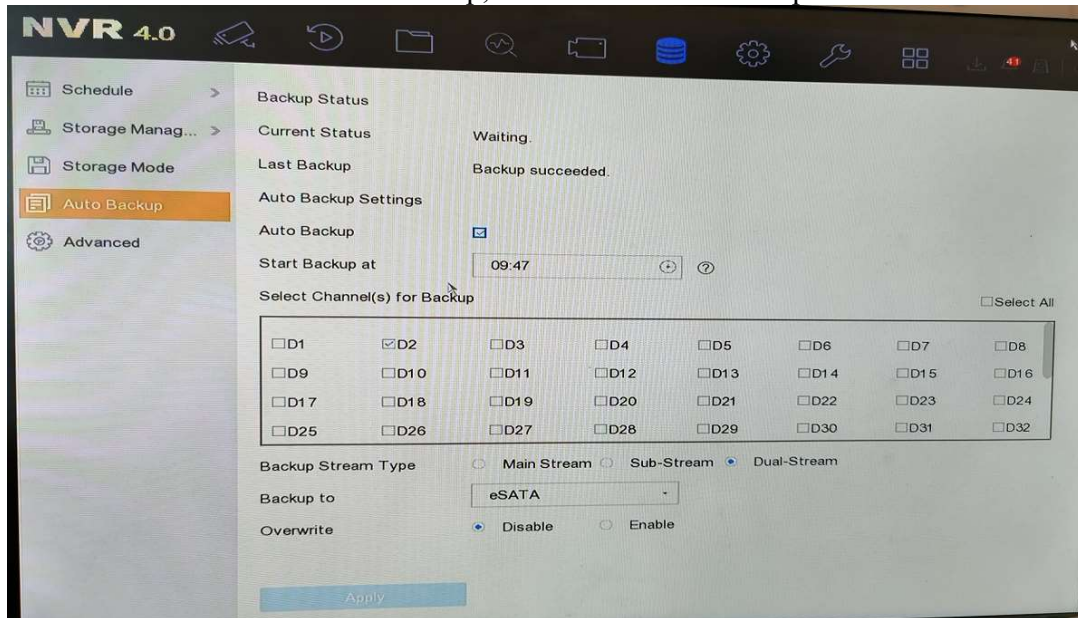


#### Usage as Record/Capture

- 2) In Export mode, ESATA HDD would be like a U-disk. You can export the record files to HDD, but NVR local Playback won't search the data within the driver.

<b>Title:</b>	How to Use eSATA Function	<b>Version:</b>	v1.0	<b>Date:</b>	5/15/2020
<b>Product:</b>	NVR			<b>Page:</b>	2 of 5

You can also set the Auto Back-up, then NVR would backup to eSATA automatically.



For example, I select channel D2 for backup, start at 09:47, then NVR will start to backup the files at 09:47 for last 24 hours. The auto back-up files in driver like this.

May_15_2020(09_47)	2020/5/15 17:49	文件夹	
test	2020/5/15 17:43	文件夹	
D01_20200515000000	2020/5/15 17:45	MP4 文件	47,979 KB
D01_20200515000000	2020/5/15 17:45	TXT 文件	7 KB
D01_20200515000000_001	2020/5/15 17:45	MP4 文件	47,979 KB
D01_20200515000000_001	2020/5/15 17:45	TXT 文件	7 KB
D01_20200515000141	2020/5/15 17:45	MP4 文件	385,703 KB
D01_20200515000141	2020/5/15 17:45	TXT 文件	70 KB
D01_20200515000141_001	2020/5/15 17:46	MP4 文件	385,703 KB
D01_20200515000141_001	2020/5/15 17:46	TXT 文件	70 KB
D01_20200515001522	2020/5/15 17:46	MP4 文件	442 KB
D01_20200515001522	2020/5/15 17:46	TXT 文件	4 KB

**Auto back-up files in driver**

<b>Title:</b>	How to Use eSATA Function	<b>Version:</b>	v1.0	<b>Date:</b>	5/15/2020
<b>Product:</b>	NVR			<b>Page:</b>	3 of 5

名称	修改日期	类型	大小
D02_20200514103658	2020/5/15 17:47	MP4 文件	378,779 KB
D02_20200514103658	2020/5/15 17:47	TXT 文件	152 KB
D02_20200514103658_001	2020/5/15 17:47	MP4 文件	378,779 KB
D02_20200514103658_001	2020/5/15 17:47	TXT 文件	152 KB
D02_20200514110049	2020/5/15 17:47	MP4 文件	106,290 KB
D02_20200514110049	2020/5/15 17:47	TXT 文件	78 KB
D02_20200514110049_001	2020/5/15 17:48	MP4 文件	106,290 KB
D02_20200514110049_001	2020/5/15 17:48	TXT 文件	78 KB
D02_20200514110743	2020/5/15 17:48	MP4 文件	278,027 KB
D02_20200514110743	2020/5/15 17:48	TXT 文件	188 KB
D02_20200514110743_001	2020/5/15 17:48	MP4 文件	278,027 KB
D02_20200514110743_001	2020/5/15 17:48	TXT 文件	188 KB
D02_20200514173625	2020/5/15 17:48	MP4 文件	7,538 KB
D02_20200514173625	2020/5/15 17:48	TXT 文件	8 KB
D02_20200514173625_001	2020/5/15 17:48	MP4 文件	7,538 KB
D02_20200514173625_001	2020/5/15 17:48	TXT 文件	8 KB
D02_20200515093441	2020/5/15 17:48	MP4 文件	76,214 KB
D02_20200515093441	2020/5/15 17:48	TXT 文件	43 KB
D02_20200515093441_001	2020/5/15 17:49	MP4 文件	76,214 KB
D02_20200515093441_001	2020/5/15 17:49	TXT 文件	43 KB
D02_20200515094027	2020/5/15 17:49	MP4 文件	90,386 KB
D02_20200515094027	2020/5/15 17:49	TXT 文件	67 KB
D02_20200515094027_001	2020/5/15 17:49	MP4 文件	90,386 KB
D02_20200515094027_001	2020/5/15 17:49	TXT 文件	67 KB

Auto back-up files in driver

2. After you export the record files from NVR, you need to link the driver to PC with an adapter and support 12V DC power supply to this adapter (Cause USB power up to 3V maybe)

<b>Title:</b>	How to Use eSATA Function	<b>Version:</b>	v1.0	<b>Date:</b>	5/15/2020
<b>Product:</b>	NVR			<b>Page:</b>	4 of 5



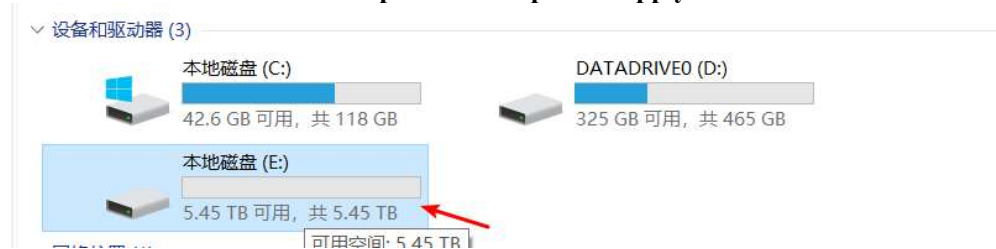
**Adapter eSATA to USB**



<b>Title:</b>	How to Use eSATA Function	<b>Version:</b>	v1.0	<b>Date:</b>	5/15/2020
<b>Product:</b>	NVR			<b>Page:</b>	5 of 5



### Adapter without power supply



### Adapter with power supply

May_15_2020(09_47)	2020/5/15 17:49	文件夹		
test	2020/5/15 17:43	文件夹		
D01_20200515000000	2020/5/15 17:45	MP4 文件	47,979 KB	
D01_20200515000000	2020/5/15 17:45	TXT 文件	7 KB	
D01_20200515000000_001	2020/5/15 17:45	MP4 文件	47,979 KB	
D01_20200515000000_001	2020/5/15 17:45	TXT 文件	7 KB	
D01_20200515000141	2020/5/15 17:45	MP4 文件	385,703 KB	
D01_20200515000141	2020/5/15 17:45	TXT 文件	70 KB	
D01_20200515000141_001	2020/5/15 17:46	MP4 文件	385,703 KB	
D01_20200515000141_001	2020/5/15 17:46	TXT 文件	70 KB	
D01_20200515001522	2020/5/15 17:46	MP4 文件	442 KB	
D01_20200515001522	2020/5/15 17:46	TXT 文件	4 KB	

### Files in driver by exported

- In conclusion, files in eSATA driver don't contain Index files, you may recognize the files by file's name format. And we suggest to use VS player for playing record files.**



<b>Title:</b>	How to Use eSATA Function	<b>Version:</b>	v1.0	<b>Date:</b>	5/15/2020
<b>Product:</b>	NVR			<b>Page:</b>	6 of 5

**First Choice for Security Professionals**  
**HIKVISION Technical Support**