

# *HIKVISION EUROPE*

## Monthly External Technical Newsletter

### CONTENTS

---

New Firmware / Software Release  
Product Change / FAQ / Tool Chart  
Technical Video Update

Oct 2020

- New Firmware / Software Release
  - [2nd Gen Villa Door Station V2.1.5 Build 200904](#)
  - [MinMoe Device Mask Detection Firmware](#)
- Product Change Notification
  - [DS-2CE11H0T-PIRLP Series Analog Camera](#)
  - [DS-2CE70D0T-ITMF Series Analog Camera](#)
  - [DS-2CD21X3G0-IU Series IP Camera](#)
  - [Some DS-2DE7, DS-DF7 Series PTZ Camera](#)
  - [DS-2CD4BX6FWD-IZ Series IP Camera](#)
  - [DS-2CD4026FWD, DS-2CD502XG0E Series IP Camera and DS-1331HZ Series Accessory](#)

## 2nd Gen Villa Door Station V2.1.5 Build 200904

The latest firmware version of 2nd Gen Villa Door Station V2.1.5 Build 200904 has been released.

### Compatible Models

DS-KV6113-PE1 DS-KV6113-WPE1

DS-KV8113-WME1

DS-KV8213-WME1

DS-KV8413-WME1



### New Features

1. The single button Villa door stations supports calling Hik-Connect app directly without an indoor station. Make sure the device has been activated and its network allow access to internet and then add it the App by scanning the QR code on the back of the device or use manual adding and type the devices serial number in the app and use the verification code on the back of the device. You can check the platform status on the device webpage.

For more details please refer to the release note.

### Location

You can find the firmware and release note on Portal:

<http://www.hikvisioneurope.com/portal/?dir=portal/Technical%20Materials/07%20%20Video%20Intercom/00%20%20Product%20Firmware/IP%20%26%20%20Wire%20Video%20Intercom/2nd%20Generation/Villa%20Door%20Station/Hardware%20Revision%20A/V2.1.5%20Build%20200904>

## MinMoe Device Mask Detection Firmware

The latest firmware version of MinMoe Device Mask Detection Firmware has been released.

### Compatible Models

DS-K1T341A

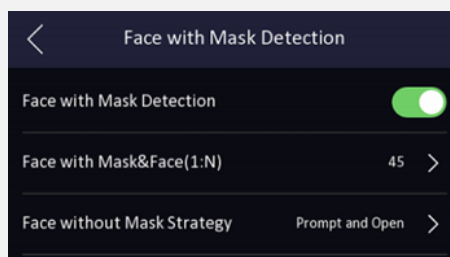
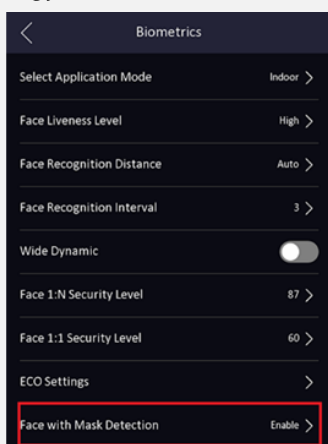
DS-K1T671

DS-K5671



### New Features

1. Face mask detection function (enabled by default). You can set up the "Face without mask" strategy.



For more details please refer to the release note.

### Location

You can find the firmware and release note on Portal and on the repetitive page of each product:

<http://www.hikvisioneurope.com/portal/?dir=portal/Technical%20Materials/06%20%20Access%20Control/00%20%20Product%20Firmware/Terminal/DS-K1T341A>

<http://www.hikvisioneurope.com/portal/?dir=portal/Technical%20Materials/06%20%20Access%20Control/00%20%20Product%20Firmware/Terminal/DS-K1T671>

<http://www.hikvisioneurope.com/portal/?dir=portal/Technical%20Materials/06%20%20Access%20Control/00%20%20Product%20Firmware/Terminal/DS-K5671>

## DS-2CE11H0T-PIRLP Series Analog Camera

Reason of Change

Product specification change and multi-language update.

Description of Change

Change Before	Change After
<p>Remove the old version of multi-language specification and product manual/QSG</p> <p>Change before: Multi-language specification and product manual/QSG</p>	<p>To improve product specification readability, integrate the multi-language specification, change it to a specification with 18 languages.</p> <p>Change after: A product specification with 18 languages.</p>

## DS-2CE70D0T-ITMF Series Analog Camera

Reason of Change

Package bag change.

Description of Change



Change Before	Change After
 <p>Bubble package bag (take turren as example)</p>  <p>Foam package bag (take turren as example)</p>  <p>Anti-dust package bag (take turren as example)</p>	<p>Transparent PE package bag (take turren as example)</p> 

### DS-2CD21X3G0-IU Series IP Camera

Reason of Change

Improve the installation method of dome 46's dessicant .

Description of Change



Change Before	Change After
 <p data-bbox="111 1002 682 1073">The desiccant is tied to the U-shaped bracket with a tie.</p>	 <p data-bbox="732 1002 1303 1073">The desiccant is pasted on the side wall of the upper cover.</p>

### Some DS-2DE7, DS-DF7 Series PTZ Camera

Reason of Change

Waterproof group line structure optimization, waterproof performance upgrade.

Description of Change

Change Before	Change After
	

DS-2CD4BX6FWD-IZ Series IP Camera

Reason of Change

Update the front cover.

Description of Change

Update the front cover.

Change Before	Change After
	
	

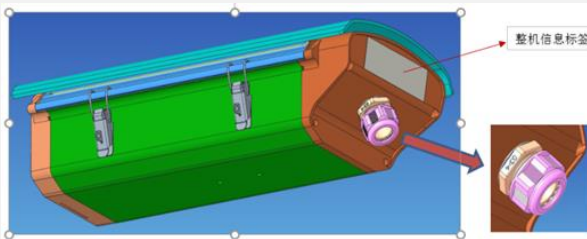
DS-2CD4026FWD, DS-2CD502XG0E Series IP Camera  
and DS-1331HZ Series Accessory

Reason of Change


Remove the photosensitive sensor, and replace by software

Description of Change

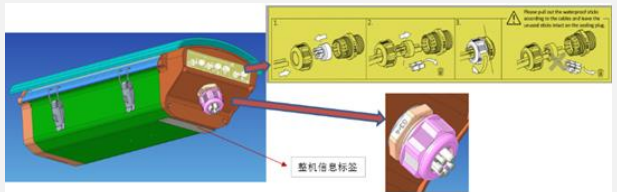
Change Before



Original: Waterproof plug without mounting paper.  
Label is on the back end of camera body.



Change After



New: Waterproof plug(New type) with mounting paper.  
Label is under the camera body.



How to Use Waterproof Kit

