

AX PRO

Version: V1.2.0

Release Note

(2020-07-27)

1. Firmware Basic Information

Firmware Basic Information	Firmware Version	V1.2.0_build200717
	Web Version	V4.25.1 build 200713

2. V1.2.0 Upgrade Note

2.1 Added Function:

1) Add 24H Zone Type:

The screenshot shows the 'Zone Settings' window with the following fields:

- Name: Wireless Zone 1
- Serial No.: Q01902094
- Detector Type: PIRCAM Detector
- Zone: 1
- Linked Area: Active Functions, Area 1
- Zone Type: 24 Hour (highlighted with a red box)
- Silent Alarm:
- Sounder Delay Time: 0 s
- Cross Zone: None
- Detector Enrolled:

2) Add SMS Remote Control Function :

SMS remote control command:

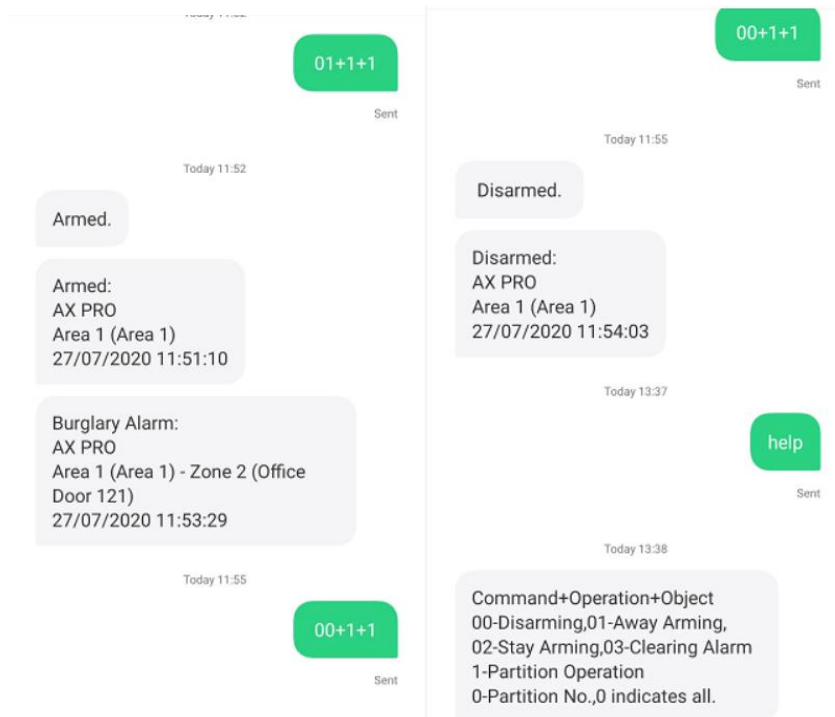
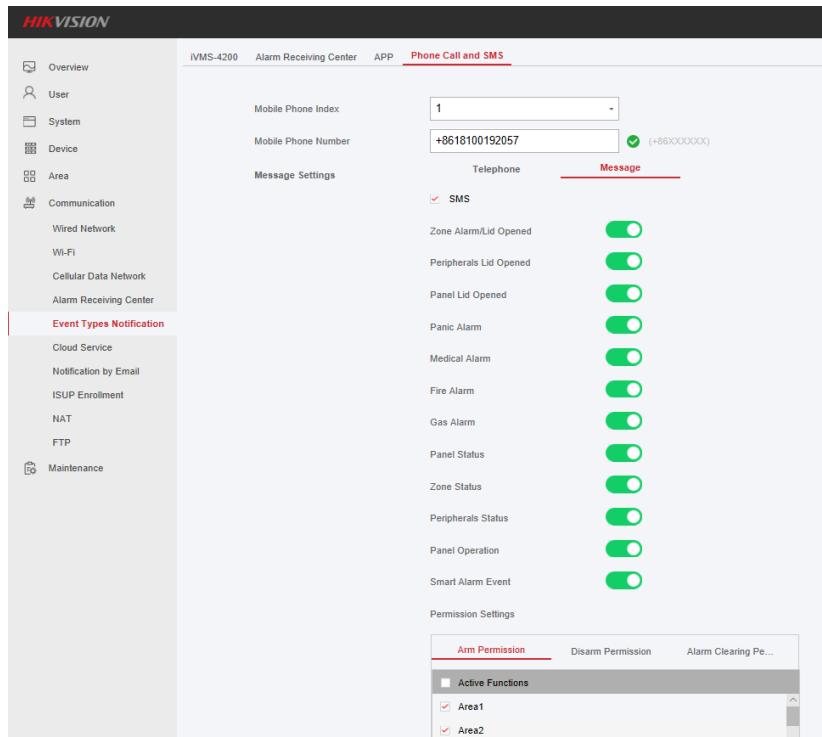
“Command + Operate type + Operate Object”

Command: 00—Disarm, 01—Away arming, 02—Stay arming, 03—Clear alarm

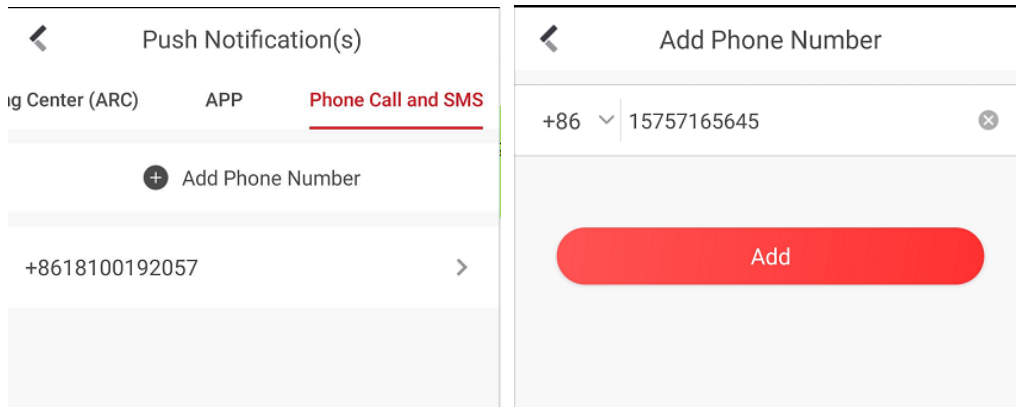
Operate type: 1—Area operate

Operate Object: 0—All Area, 1—Area 1, 2—Area 2, 3—Area 3, 4—Area 4 and so on

Example: 01+1+1 means Area 1 Away arming



3) Add APP-Mobile Phone Country Code Select Function

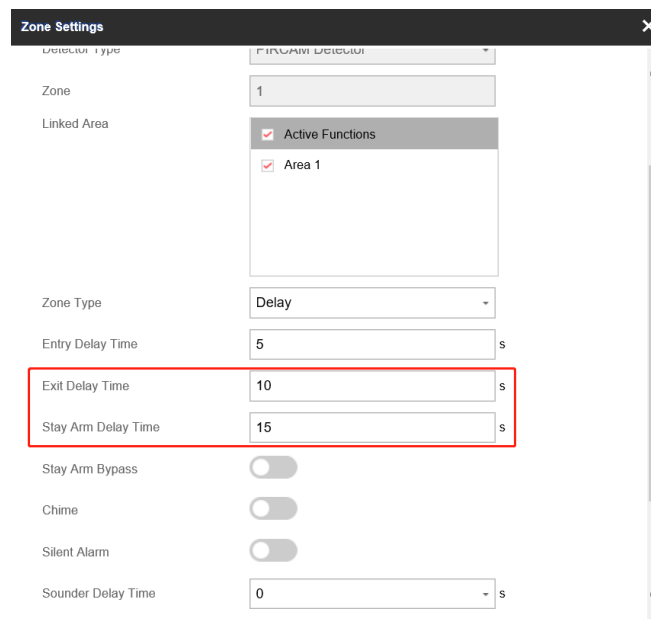


4) Add Stay Arm Delay Time Configuration

Customer can configure different Exit Delay Time for Stay arm and Away arm.

For Example : Away Arm Exit delay time is 10s

Stay Arm Exit delay time is 15s

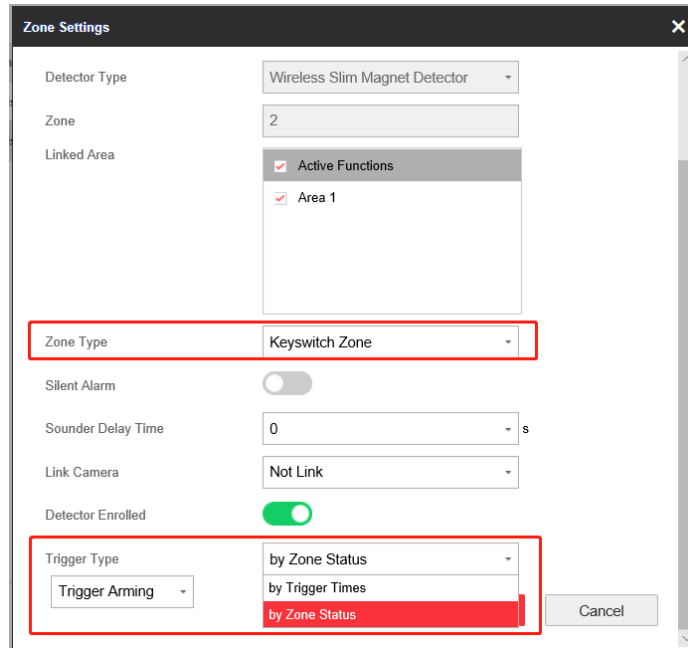


5) Add Key Switch zone trigger type.

Add the key zone trigger type---By Trigger Time

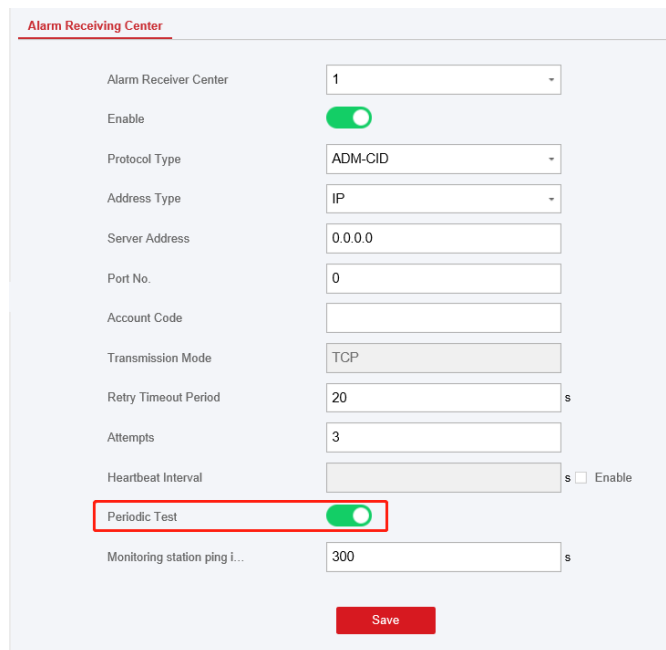
By trigger Times: First time triggered will arm the Partition, second time triggered will disarm the partition.

By Zone Status: The linked area will arm after being triggered, and disarm after being restored.



6) SIA DC09 protocol Function Optimization

Periodic Test function: After the Periodic Test function is enabled and configured, the alarm receiving center can regularly receive the reported test events.

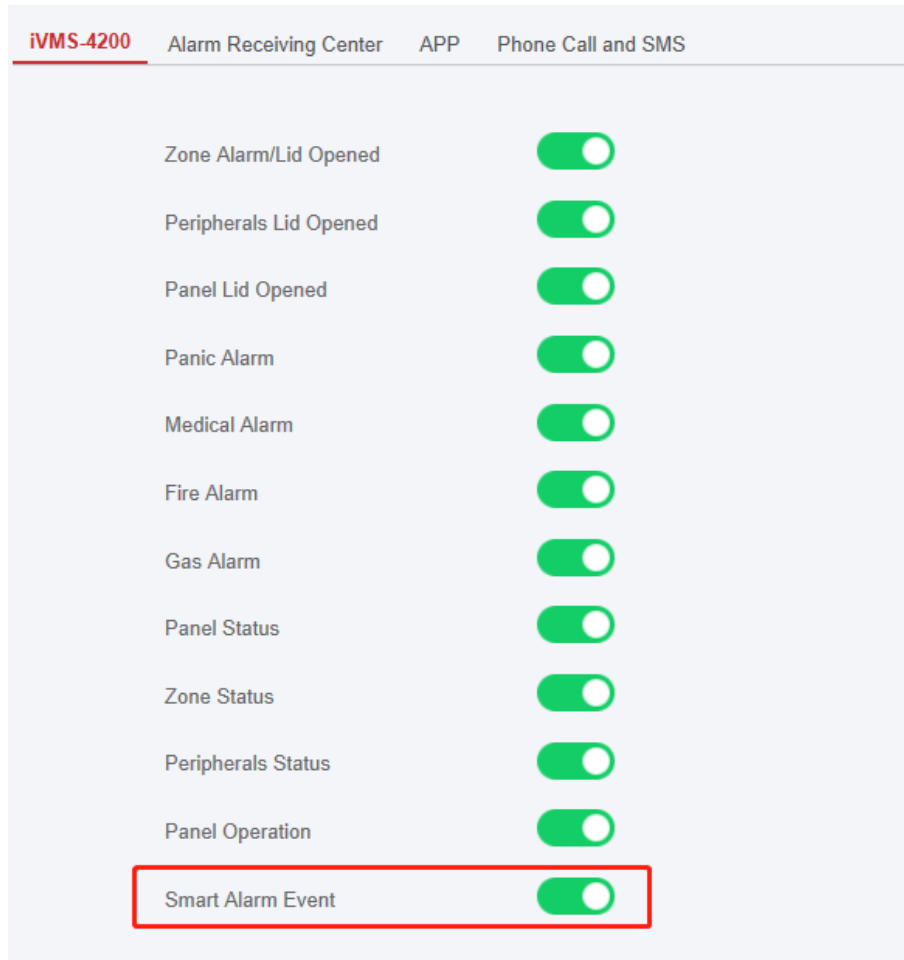


7) Support add Thermal camera to get smart Alarm notification

After add the Thermal camera to Panel, Panel can get the notification form camera and send it to the 4200/Alarm receiver Center/Hik-Connect/SMS.

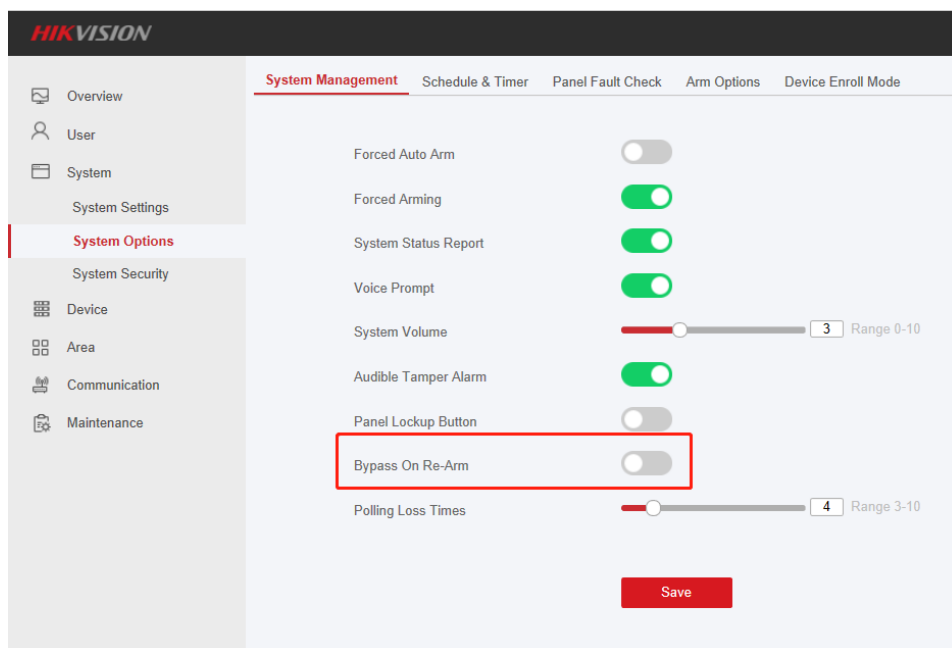
Smart Alarm Event: entering area alarm, leaving area alarm, cross-line alarm, intrusion alarm, low temperature warning, low temperature alarm, high temperature warning, high temperature alarm, fire point detection.

Support models: DS-2TD1117 Series, DS-2TD1217 Series, DS-2TD2617 Series, DS-2TD2117 Series



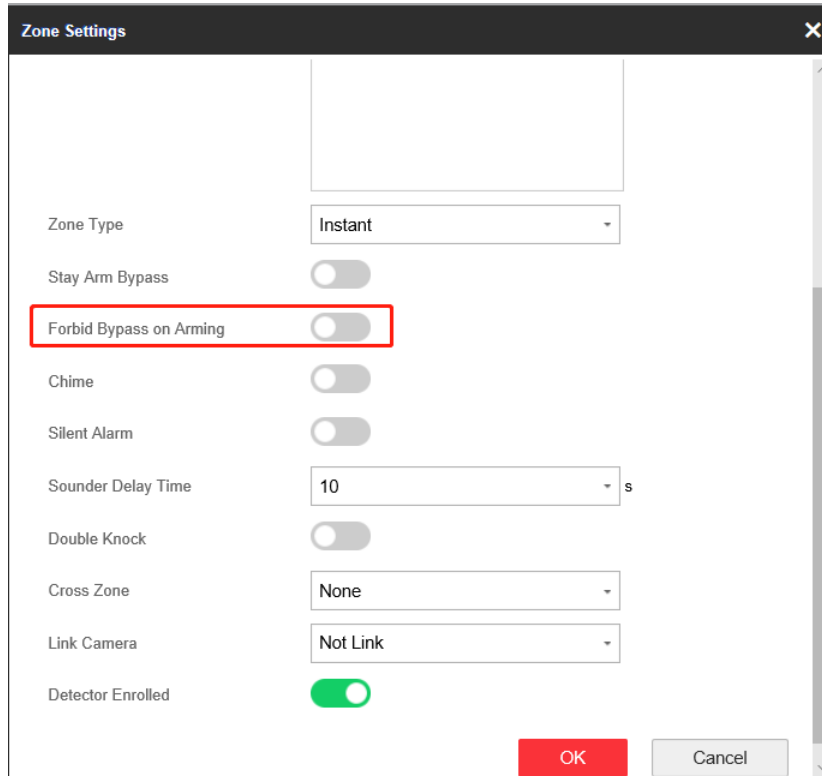
8) Add Bypass On Re-Arm Function

Bypass On Re-Arm: When you Forced Arming the Panel, the Fault zone will be bypassed, and if the zone fault recovered during arm time, the zone will be back to arm mode automatically.



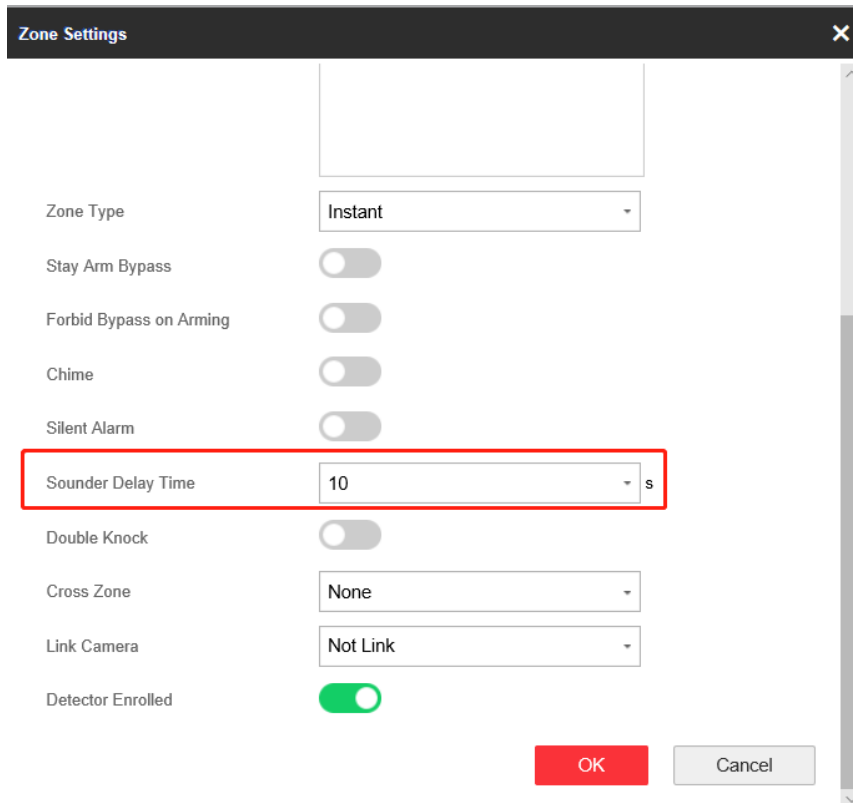
9) Add Instant Zone Forbid Bypass on Arming Function

Forbid Bypass on Arming: If enabled, the instant zone will not be able to force arming when zone on fault status. (Default disabled.)



10) Add Sounder Delay Time Function

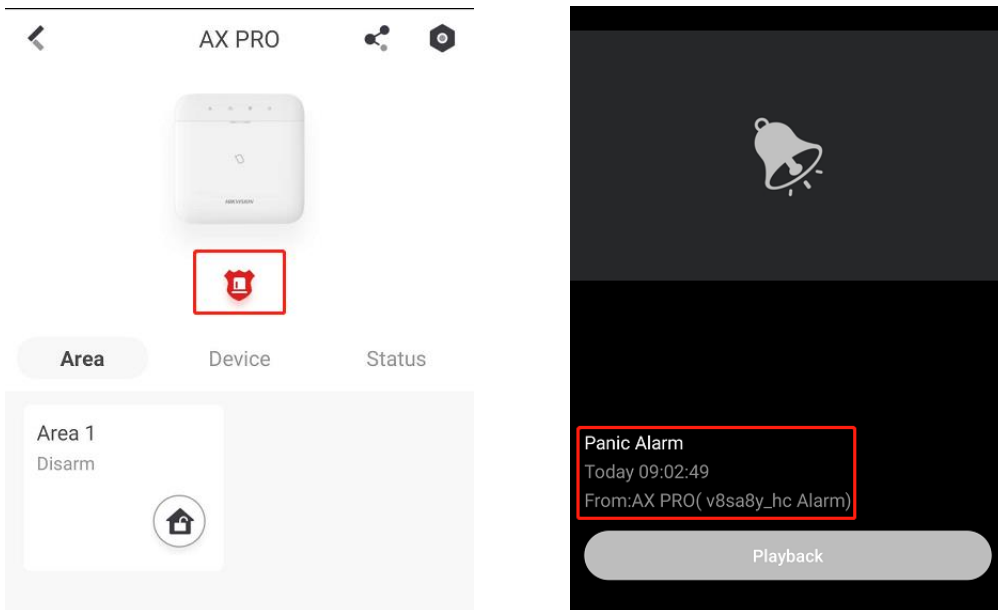
Sounder Delay Time: When zone triggered, the sounder delay alarm time. Default 0s, you can configure the time from 0~120s.



11) Add APP Panic Button Function

APP Panic button: When you click this button in app, APP will get the Event of Panic Alarm (Silent Alarm), including device name and operate account.

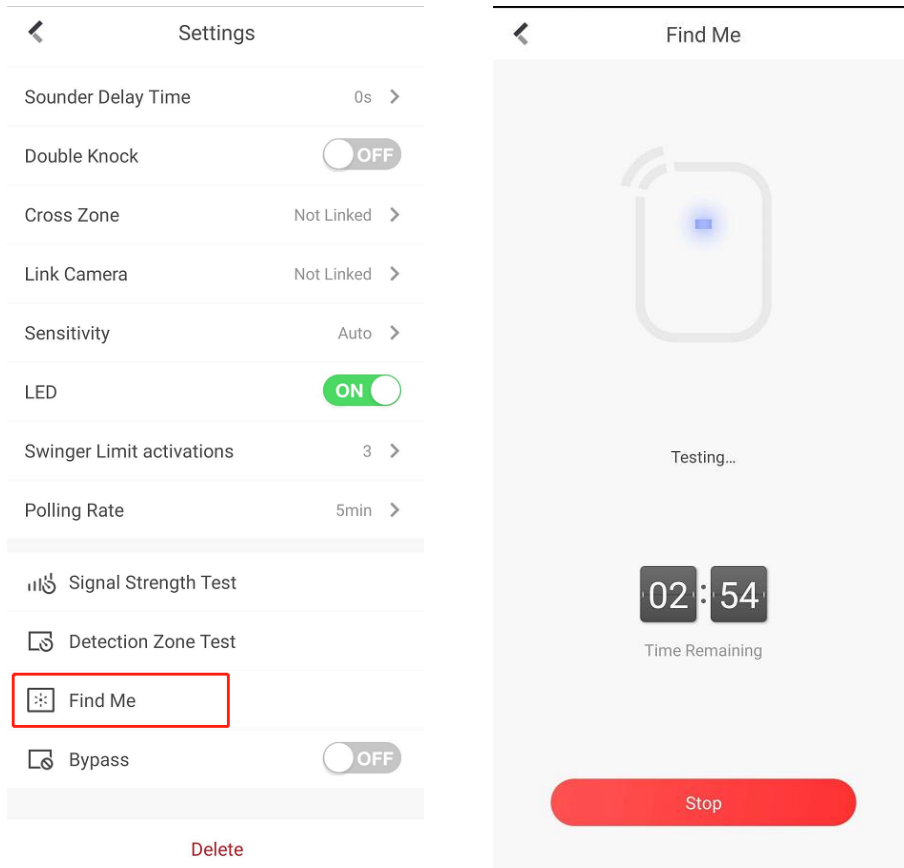
APP Hik-connect need Android v4.6.1.0721 and IOS v1.2.1.3



12) Add APP Detector Find Me Function

When you Select Detector configuration interface and enable it, the detector Light will flash to show detector location.

APP Hik-connect need Android v4.6.1.0721 and IOS v1.2.1.3



13) Support add Camera from NVR channel:

Then Panel 7S Video Verification support add camera from NVR channel, customer can select NVR channel (Including POE channel).

Add Network Camera ✕

Device Enroll Mode:

IP Address: ✔

Protocol Type:

Port No.:

User Name: ✔

Password: ✔

Link Camera ✕

Active Functions

D01
 D02
 D03
 D04
 D05
 D06
 D07
 D08
 D09
 D10
 D11
 D12
 D13
 D14
 D15
 D16
 D17
 D18
 D19
 D20
 D21
 D22
 D23
 D24
 D25
 D26
 D27
 D28
 D29
 D30
 D31
 D32

HIKVISION

Network Camera Management Video Parameters

<input type="checkbox"/>	Video Verification...	Network Camera I...	Video Verification...	Network Camera P...	Network Camera Connection Stat...
<input type="checkbox"/>	1	10.9.96.34	1	8000	Connected(Connected.)
<input type="checkbox"/>	2	10.9.96.34	3	8000	Connected(Connected.)
<input type="checkbox"/>	3	10.9.96.34	6	8000	Connected(Connected.)
<input type="checkbox"/>	4	10.9.96.34	10	8000	Connected(Connected.)

2. Feature Optimization:

1) Login Logic Optimization

When admin account and installer account use same account (Email or Phone number) and password to login, permission defaults use installer permissions.

2) Log Optimization : Add Unregistered Tag log

No.	Date and Time	Primary Ev...	Secondary Event	User	Remote Ho...	Managed...	Param...	Additional Inf...
1	2020-07-24 07:30:01	Operation	Unregistered Tag					2940639966
2	2020-07-24 07:29:18	Operation	Unregistered Tag					592484976
3	2020-07-24 07:27:48	Operation	Unregistered Tag					592484976
4	2020-07-24 07:22:12	Operation	Remote Login	86157...	10.9.96.58	Network		
5	2020-07-24 07:11:46	Operation	Remote Logout	86157...	10.9.96.58	Network		
6	2020-07-24 07:06:45	Operation	Zone Settings	86157...	10.9.96.58	Network	2	
7	2020-07-24 07:06:35	Operation	Bypass Restored	v8sa8...		Keyfob	2	
8	2020-07-24 07:06:35	Operation	Normal Disarm	v8sa8...		Keyfob	1	
9	2020-07-24 07:06:30	Operation	Normal Arm	v8sa8...		Keyfob	1	

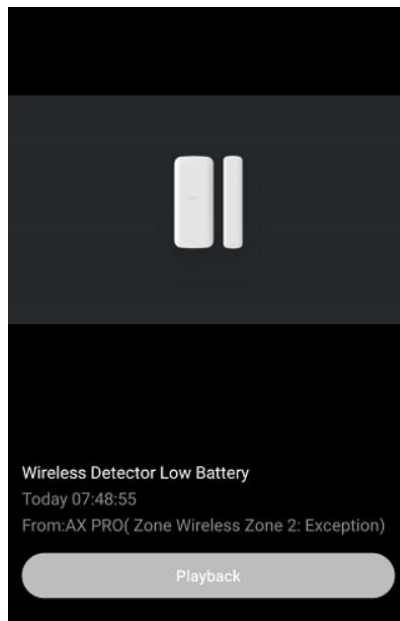
3) Event Notification Logic Optimization

Alarm Recover Event will not be sent to APP、Phone Call and SMS. .

4) Support Wireless Water Leak Detector DS-PDWL-E-WE

5) Peripheral Low Battery Event Optimization

If peripheral low Battery Event triggered, the Panel will send the event to App per 24 Hours.



3. Function Removed:

1) Delete 24-hour Silent Zone Type

Remarks:

- Hikvision reserves the right to change, alter or withdraw the above notification without prior notice.
- Product design and specifications are subject to change without prior notice.
- The Hikvision firmware may contain errors known as errata which may cause the product to deviate from published specifications. Current characterized errata are available on request.
- Hikvision is not liable for any typing or printing errors.

Hikvision Digital Technology CO., Ltd.
No. 555 Qianmo Road, Binjiang District, Hangzhou 310051,
China
Tel: +86-571-8807-5998
FAX: +86-571-8993-5635
Email: overseabusiness@hikvision.com