

Thermal Network Bullet Camera &Turret Camera

Version: V5.5.22 build 201106

Release Note

(2020-11-06)

Catalog

1.	General Information.....	3
2.	New Features	3
2.1	Newly add VCA Operation Guide	3
2.2	Display Size Information on VCA Alarm Picture	4
2.3	Support upload Video to FTP	5
2.4	Device Unbinding via SADP tool.....	6
2.5	Illegal Login Lock Configuration.....	6
3.	Optimization Features.....	7
3.1	VCA Optimization	7
3.2	Picture Overlay Prompt Optimization	8
3.3	Fusion Optimization	8
3.4	Smoking Detection Optimization	9
3.5	Translation Optimization	9
3.6	ONVIF Character Optimization	10
3.7	IE Version Limit Optimization	10
4.	Delete Features	10
4.1	Delete the "Target Marking Color "Function from VCA Basic Settings.....	10
5.	Supported Product List.....	10

1. General Information

Firmware Version	V5.5.22 build 201106
SDK Version	V6.1.5.35 build20200908
Play Lib	V7.3.9.41 Win32_Base_Build20200716
iVMS-4200	V3.2.2.103 build20200903
Web Component/ Plugin Version	V4.0.1 build 200908/3.0.7.35

2. New Features

2.1 Newly add VCA Operation Guide

When the user enables the Intelligent Analysis function, the VCA Operation Guide will automatically pop up each time to guide the user to configure the VCA for better detection results.

VCA Operation Guide

1 New Rule 2 Draw Area 1 3 Draw Area 2 4 Draw Area 3 5 Effect 6 Finish

Example

Enable	No.	Rule Name	Rule Type
<input checked="" type="checkbox"/>	1		Intrusion

Filter by Pixel 4

Max. Size 110 * 280 (W*H)

Min. Size 24 * 64 (W*H)

Duration 1 s

Sensitivity 50

Detection Target Human & Vehicle 3

Background Interferenc... OFF

Steps

- 1 Create a new rule.
- 2 Set the rule name and rule type.
- 3 Select Detection Target as Human & Vehicle.
- 4 Enable Filter by Pixel.

Figure 1

It supports viewing operation video by scanning QR code via WeChat or browser in the VCA Operation Guide Interface step6.

Note: This feature is only supported on default devices (Neutral and Customized

devices are not supported).

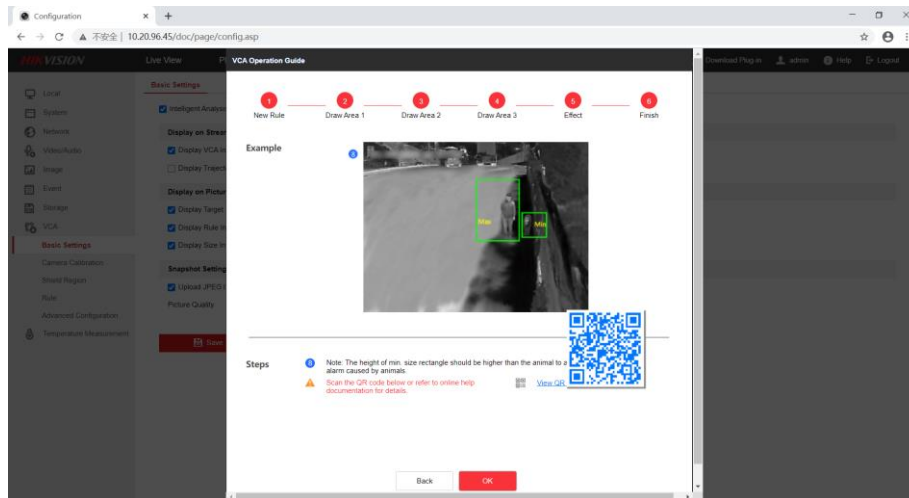


Figure 2

2.2 Display Size Information on VCA Alarm Picture

Newly add Display Size Information on VCA Alarm Picture in **VCA>Basic Settings>Display on Picture**.

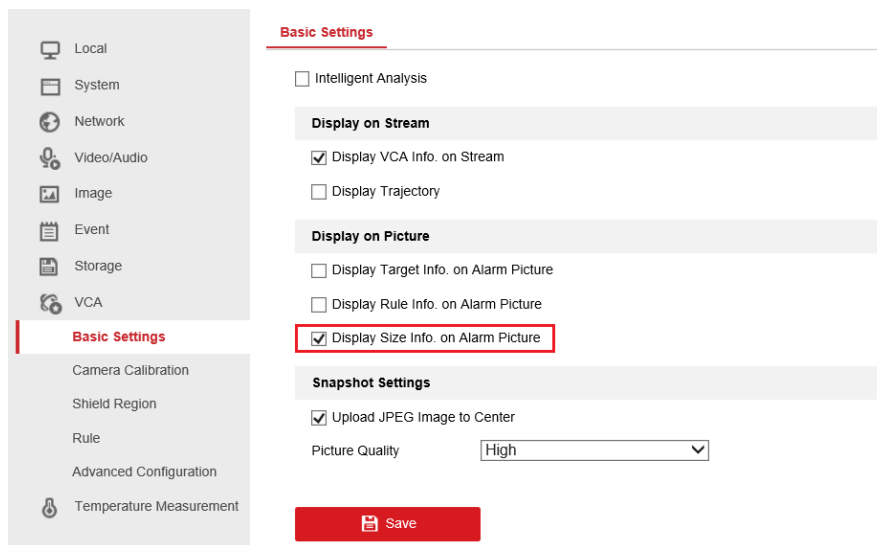


Figure 3

The target size that triggered the alarm shows on VCA alarm picture when enable Display Size Information on Alarm Picture, which will help user to know how to set suitable maximum/minimum filter size.



Figure 4

2.3 Support upload Video to FTP

Newly add Upload Video to FTP when user enable 'upload to FTP' in linkage method page. The specific smart events are VCA, fire detection and temperature measurement.

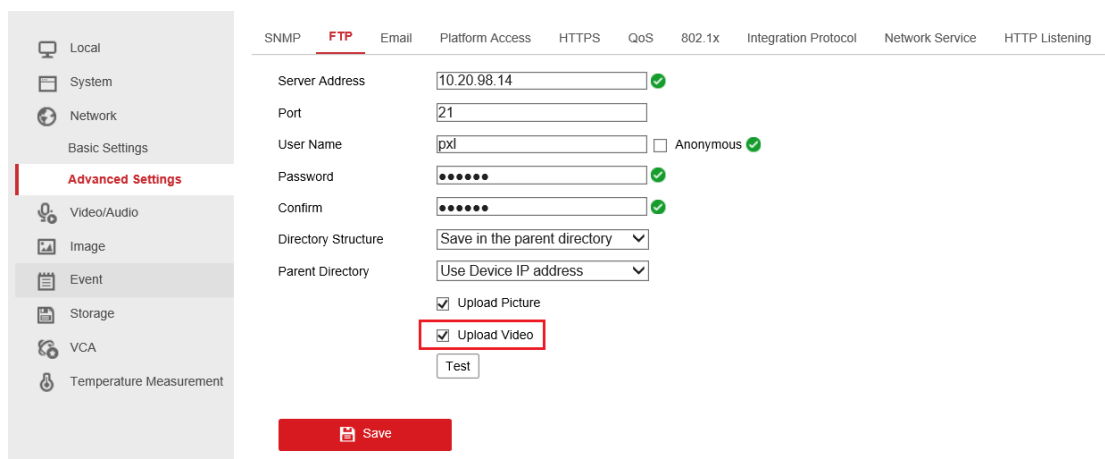


Figure 5

Note: the size of the uploaded FTP video files is equal to Pre-record time plus Post-record time.

Advanced ✕

Overwrite

Pre-record ▾

Post-record ▾

Stream Type ▾

Figure 6

2.4 Device Unbinding via SADP tool

Newly support device unbinding via SADP tool.

Note: You can download the latest version of SADP tool from the official website.

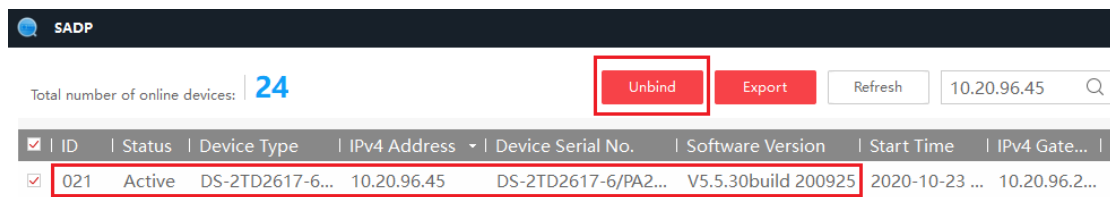


Figure 7

2.5 Illegal Login Lock Configuration

Newly add Illegal login locking duration and illegal login attempt times configuration.

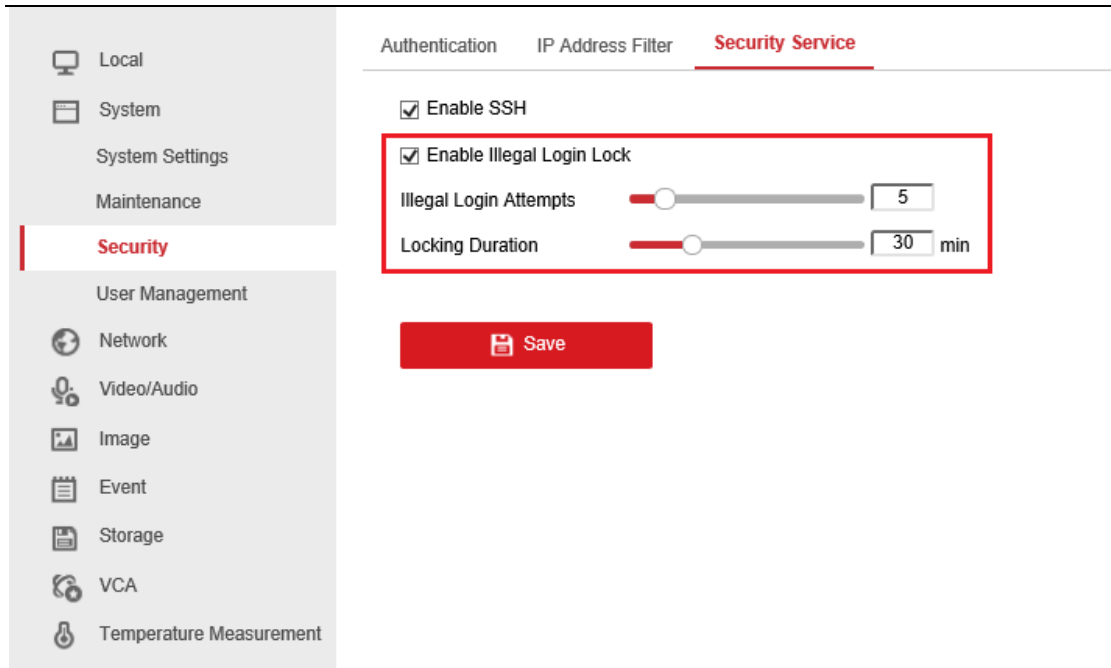


Figure 8

Note:

Admin has 2 Illegal login attempts times more than the setting value.

3. Optimization Features

3.1 VCA Optimization

- ◆ Distant target detection effect is better due to target box generates more accurate.
- ◆ Animal recognition is more accurate due to animal samples in the deep learning library have been updated.
- ◆ Intrusion alarm will be triggered quickly due to the minimum duration value can be configured as 0.
- ◆ VCA alarm will be triggered quickly due to transformation relation optimization between internal algorithm and the sensitivity value of VCA rule from web page.
- ◆ Fix the issue that device does not show the VCA information when running a while and display VCA info by player.
- ◆ Fix the issue that VCA does not work when running a while.
- ◆ Fix the issue that Human target can't trigger the alarm when the Background

Interference suppression option is on.

- ◆ Fix the false alarm issue caused by VCA random box, and live view for 160 series does not appear the random box.
- ◆ Fix the issue that nearby human and vehicle can't trigger the alarm caused by internal background modeling algorithm remove the big box for potential target firstly.

3.2 Picture Overlay Prompt Optimization

Add a red font prompt "The selected picture has to be in 24-bit BMP format, and the maximum picture size is 128*128 pixel".

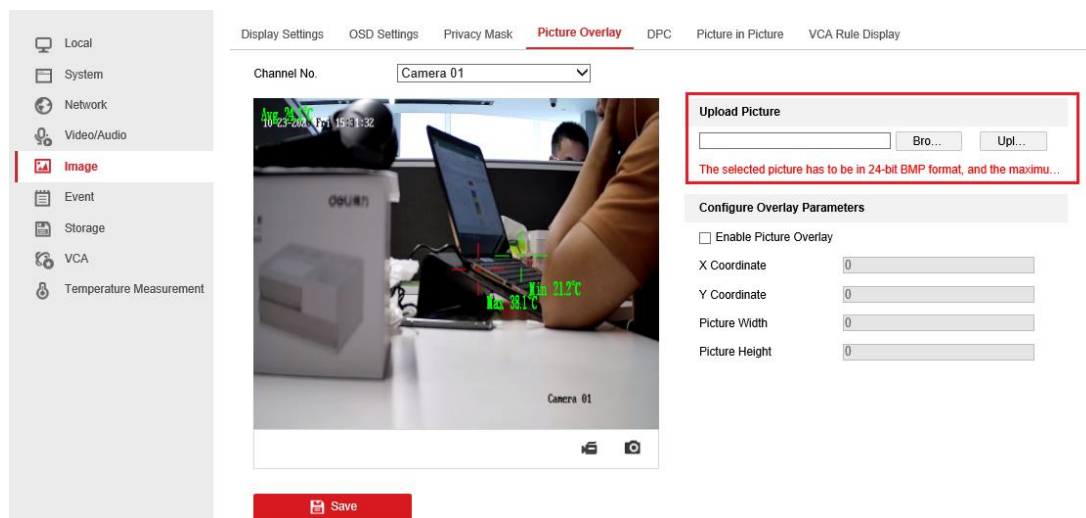


Figure 10

For the uploaded image that does not meet the requirements, it will give clear prompt, such as "Invalid picture format" or "Invalid picture resolution".

3.3 Fusion Optimization

Optimize fusion algorithm of thermal channel. Including softer image and simpler configuration. Only need to set the value of the fusion distance.

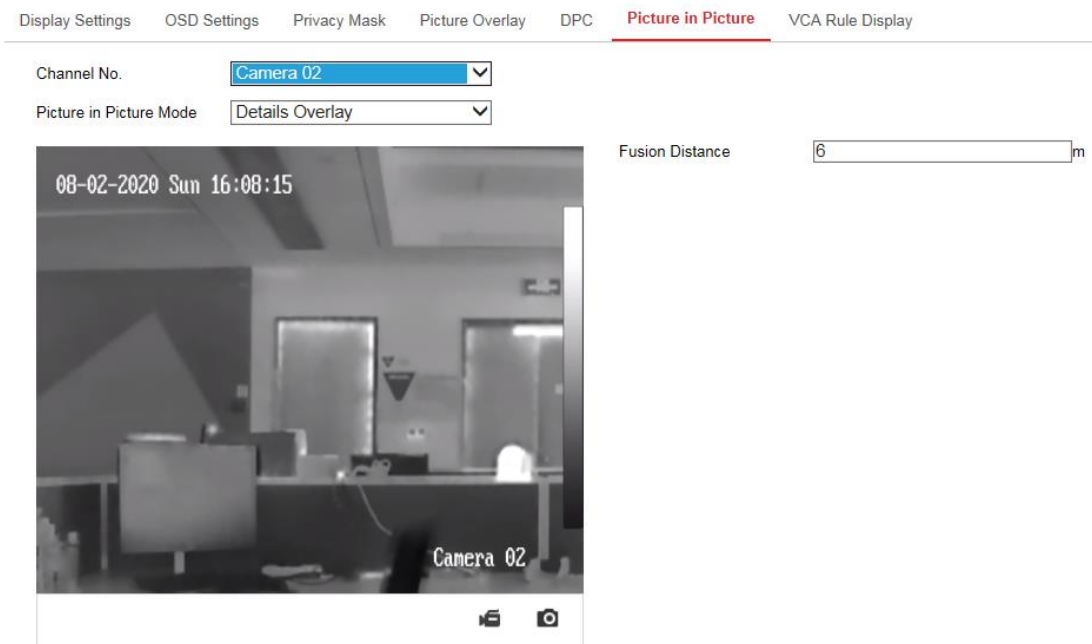


Figure 9

3.4 Smoking Detection Optimization

The algorithm adding the size filter for potential smoking targets to reduce the false alarms caused by heating kettles.

3.5 Translation Optimization

Translation for manual temperature measurement function shows Click to Detect Temperature.



Figure 11

3.6 ONVIF Character Optimization

All **ONVIF** character in the device interface or document is replaced with **Open Network Video Interface**.

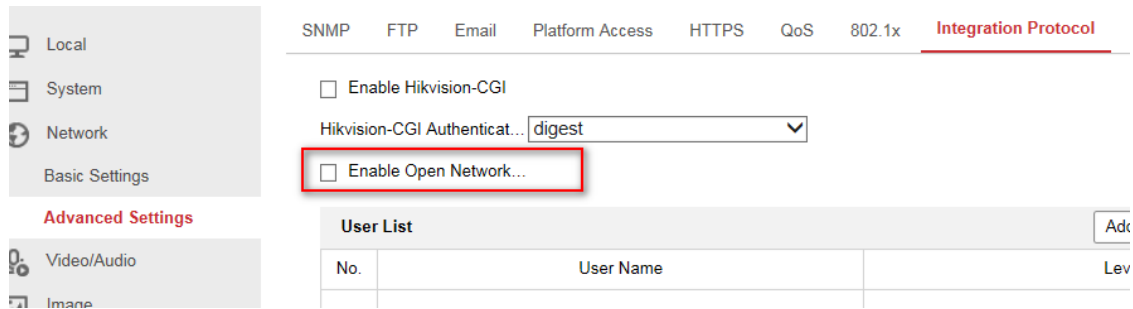


Figure 12

3.7 IE Version Limit Optimization

The version of the Browser lower than IE10 is not allowed to login the device. When inputting the device IP at the browser, it will prompt upgrade the version of the browser.

4. Delete Features

4.1 Delete the "Target Marking Color "Function from VCA Basic

Settings

5. Supported Product List

DS-2TD1217-2/V1	DS-2TD1217-3/V1	DS-2TD1217-6/V1	
DS-2TD2617-3/V1	DS-2TD2617-6/V1		
DS-2TD2836-25/V1	DS-2TD2836-50/V1		
DS-2TD2866-25/V1	DS-2TD2866-50/V1		
DS-2TD2117-3/V1	DS-2TD2117-6/V1		
DS-2TD2136-7/V1	DS-2TD2136-10/V1	DS-2TD2136-15/V1	DS-2TD2136-25/V1
DS-2TD2136-35/V1			
DS-2TD2166-7/V1	DS-2TD2166-15/V1	DS-2TD2166-25/V1	DS-2TD2166-35/V1
DS-2TD2137-4/V1	DS-2TD2137-7/V1	DS-2TD2137-10/V1	DS-2TD2137-15/V1



First Choice for Security Professionals

DS-2TD2137-25/V1	DS-2TD2137-35/V1		
DS-2TD2836-25	DS-2TD2836-50	DS-2TD2866-25	DS-2TD2866-50
DS-2TD2615-7	DS-2TD2615-10		
DS-2TD2636-10	DS-2TD2636-15		
DS-2TD2636T-10	DS-2TD2636T-15		
DS-2TD2137-7/VP	DS-2TD2137-10/VP	DS-2TD2137-15/VP	DS-2TD2137-25/VP
DS-2TD2137-35/VP			