

# Modular Firmware

## V2.2.56\_220713 Release Note

### (2022-07-13)

Device Model	DS-KD8003-IME1、DS-KD8003-IME2
Firmware Version	V2.2.56_220713
iVMS-4200 Version	Latest version
Hik-Connect APP	Latest version

#### **FIX**

1. Supports CS registration mode in SIP registration, support clients initiate registration just once to the server to finish the registration

The screenshot shows the Hikvision web interface for SIP configuration. The 'SIP' tab is active, and the 'Enable VOIP Gateway' checkbox is checked. The configuration fields are as follows:

- Register User Name: [Text Input]
- Registration Password: [Text Input]
- Server Address: [Text Input]
- Server Port: [Text Input]
- Expiry Time: [Text Input] minute(s)
- Register Status: [Dropdown Menu]
- Number: [Text Input]
- Display User Name: [Text Input]

A red 'Save' button is located at the bottom of the configuration area.

2. Supports multi-language switching without device rebooting.
3. Fixed the problem that the actual lock time is more than the set duration of 1 second.

# Modular Firmware

## V2.2.56\_220607 Release Note

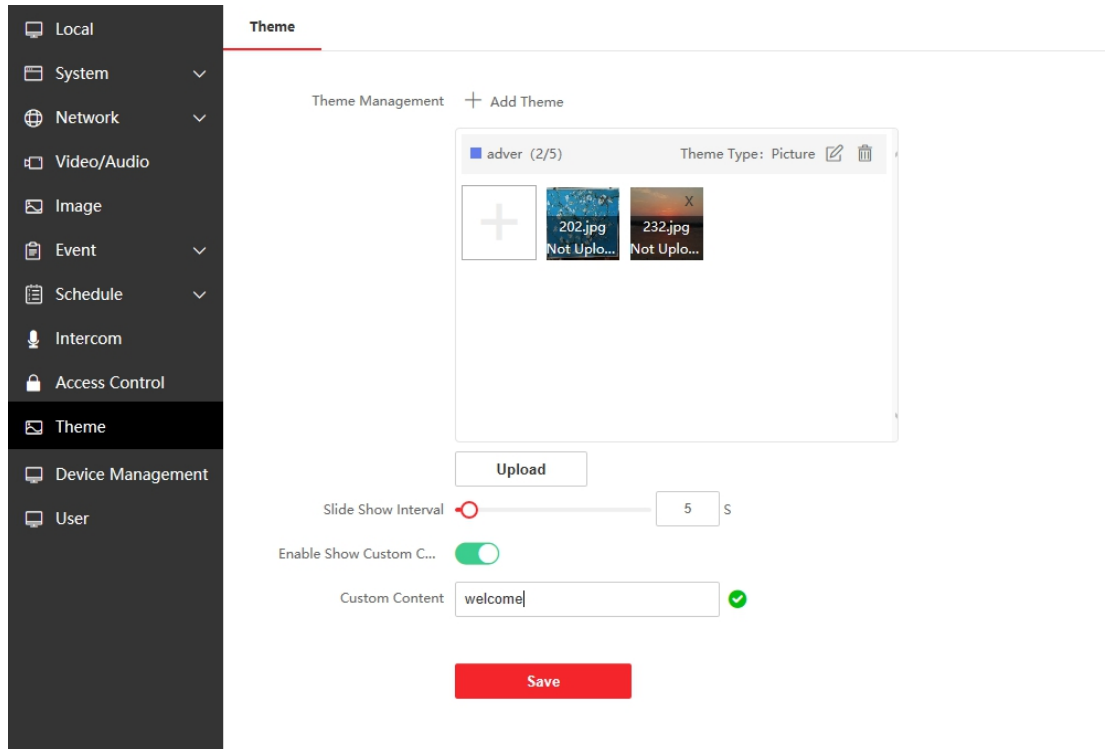
### (2022-06-20)

Device Model	DS-KD8003-IME1、DS-KD8003-IME2
Firmware Version	V2.2.56_220607

iVMS-4200 Version	Latest version
Hik-Connect APP	Latest version

## New

- Compatible with the Touching Modules:
  - DS-KD-TD version: V1.0.1\_220607
  - DS-KD-TDM version: V1.0.1\_220607
  - DS-KD-TDE version: V1.0.1\_220607
- Support advertisement publishing.



## Fix

- The card compatibility was optimized from 10000 to 6000.
- All the user information will be listed when searching by "%".

# Modular Firmware

## V2.2.52\_220518 Release Note

### (2022-05-30)

Device Model	DS-KD8003-IME1、DS-KD8003-IME2
Firmware Version	V2.2.52_220518

iVMS-4200 Version	Latest version
Hik-Connect APP	Latest version

### **Fix**

3. Compatible with the new version Indoor Stations:
  - DS-KH9310-WTE1(B)
  - DS-KH9510-WTE1(B)
  - DS-KH6350-WTE1
  - DS-KH6350-TE1
  - DS-KH6320-LE1(B)
  - DS-KH6320-LE1(B)/White
  - DS-KH6320-TE1(B)
  - DS-KH6320-WTE1(B)
  - DS-KH6360-TE1
4. Compatible with more card reader models:
  - DS-K1108AD
5. Fix the problem that standard SIP cannot be automatically registered after restarting.

## **Modular Firmware V2.2.52\_211126 Release Note (2021-11-28)**

Device Model	DS-KD8003-IME1、DS-KD8003-IME2
Firmware Version	Modular Door Station: V2.2.52_211126
iVMS-4200 Version	Latest version
Hik-Connect APP	Latest version

### **Fix**

1. Fixed some bugs.

## **Modular Firmware V2.2.50\_210728 Release Note (2021-07-15)**

Device Model	DS-KD8003-IME1、DS-KD8003-IME2
Firmware Version	Modular Door Station: V2.2.50_210728
iVMS-4200 Version	Latest version
Hik-Connect APP	Latest version

## Modify

1、 Since V2.2.50\_210728, remote degradation of devices is not supported in all subsequent versions. When degradation occurs, it will prompt Upgrading failed.

**Notice: Although the device can be degraded by serial port, the device will fail to start and cannot change the version by using serial port again, which means that the device will be completely unusable.**

The screenshot displays the 'Upgrade & Maintenance' section of the Hikvision web interface. A notification banner at the top indicates 'Upgrading failed.' The interface includes several functional areas:

- Reboot:** A 'Reboot' button with the description 'Reboot the device.'
- Restore Parameters:** 'Default' and 'Restore All' buttons. 'Default' is described as 'Reset all the parameters, except the IP parameters and user information, to the default.' 'Restore All' is described as 'Restore all parameters to default settings.'
- Export:** A dropdown menu set to 'Device Parame...' and an 'Export' button.
- Import Config File:** A dropdown menu set to 'Device Parame...', a file selection icon, and an 'Import' button.
- Upgrade:** A dropdown menu set to 'Controller', a file path 'C:\Users\puwenyu\Music\VIS\_OUTDC', and an 'Upgrade' button.

A note at the bottom of the interface states: 'Note: The upgrading process will be 1 to 10 minutes, please don't disconnect power to the device during the upgrading process.'

- 2、 Newly support for French voice prompt "calling", "the line is busy" and "the door is open"
- 3、 The method of adding sub door station is changed to the same method as protocol 1.0. (Fill in the Main Door Station IP and Registration Password in the configuration interface of Sub Door Station)

Local System Network Video/Audio Image Event Schedule Intercom Access Control User

Device No. Session Settings Time Parameters Ringbacktone Settings Press Button to Call I/O Settings

Sub Module Configuration Number Settings

Device Type Door Station

Floor No. 1

Door Station No. 1

Advanced Settings

Save

Local System Network Video/Audio Image Event Schedule Intercom Access Control User

Device No. Session Settings Time Parameters Ringbacktone Settings Press Button to Call I/O Settings

Sub Module Configuration Number Settings

Registration Password

Main Door Station IP 10.9.96.116

Main Station IP 0.0.0.0

Center IP 0.0.0.0

Save

Note: you can refer to the attached file below about how to add a Sub door station.



How to add a single sub door station

# Modular Firmware

## V2.2.13\_210129 Release Note

### (2021-02-07)

Device Model	DS-KD8003-IME1、DS-KD8003-IME2
Firmware Version	Modular Door Station: V2.2.13_210129
iVMS-4200 Version	Latest version
Hik-Connect APP	Latest version

#### Modify

1. Optimize RS485 communication efficiency with sub-module

# Modular Firmware

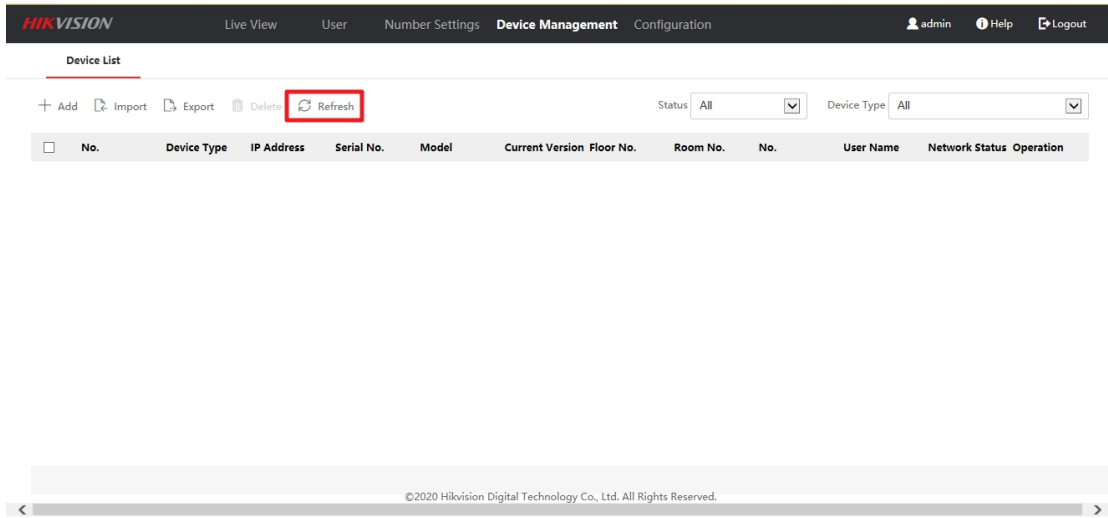
## V2.2.13\_201222 Release Note

### (2021-01-05)

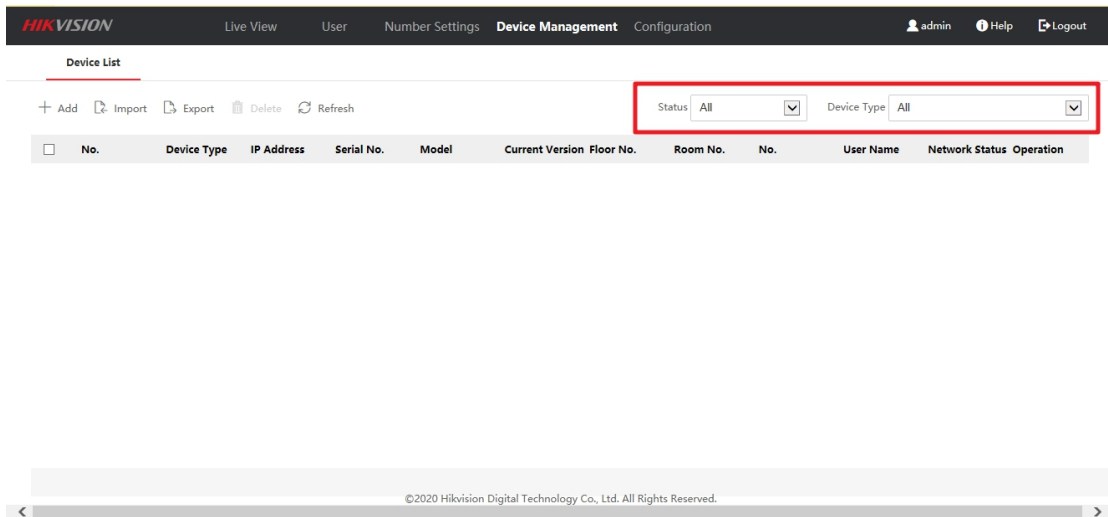
Device Model	DS-KD8003-IME1、DS-KD8003-IME2
Firmware Version	Modular Door Station: V2.2.13_201222
iVMS-4200 Version	3..5.x.x Build21xxxx
Hik-Connect APP	4..11.0.927220

#### New Function

1. New refresh button is used to refresh the status of added devices



2. Added 'All' option, indoor station and sub-door station will be displayed together.



## Modify

1. Modify the language display of some errors

