

DS-K1T671 Series MinMoe Terminal

Release Notes (2022-03-09)

Device Model: DS-K1T671M/MF DS-K1T671TMW/TMFW Naming Rule: M for M1 card, W for WIFI, F for fingerprint	Firmware Version	ARM: ACS_671_AI3_EN_STD_V3.2.0_build220210 ACS_671_AI3_EN_NEU_V3.2.0_build220210
	SDK	Latest version
	iVMS-4200 Version	Latest baseline

Reason of Upgrade

Fix bugs, enhance products quality and meet customers' requirements.

Modified Features

1. Fix the problem that the occasional screen backlight cannot be turned off;

DS-K1T671 Series MinMoe Terminal

Release Notes (2022-02-14)

Device Model: DS-K1T671M/MF DS-K1T671TMW/TMFW Naming Rule: M for M1 card, W for WIFI, F for fingerprint	Firmware Version	ARM: ACS_671_AI3_EN_STD_V3.2.0_build211129 ACS_671_AI3_EN_NEU_V3.2.0_build211129
	SDK	Latest version
	iVMS-4200 Version	Latest baseline

Reason of Upgrade

Fix bugs, enhance products quality and meet customers' requirements.

Modified Features

2. Fix the issue that the device events exceeds the capability set and the automatic deletion cannot be fully covered;

DS-K1T671 Series MinMoe Terminal

Release Notes (2021-11-15)

Device Model: DS-K1T671M/MF DS-K1T671TMW/TMFW Naming Rule: M for M1 card, W for WIFI, F for fingerprint	Firmware Version	ARM: ACS_671_AI3_EN_STD_V3.2.0_build211110 ACS_671_AI3_EN_NEU_V3.2.0_build211110
	SDK	Latest version
	iVMS-4200 Version	Latest baseline

Reason of Upgrade

Fix bugs, enhance products quality and meet customers' requirements.

Modified Features

1. Fix the device offline issue caused by searching device event from iVMS4200 client through ISUP5.0 protocol;
2. Fixed some issues about ISAPI protocol.
3. Optimize the connection with HikCentral Professional platform;
4. For model support fingerprint (-F), it will return quality score results when collecting fingerprints remotely from platform;

DS-K1T671 Series MinMoe Terminal

Release Notes (2021-09-09)

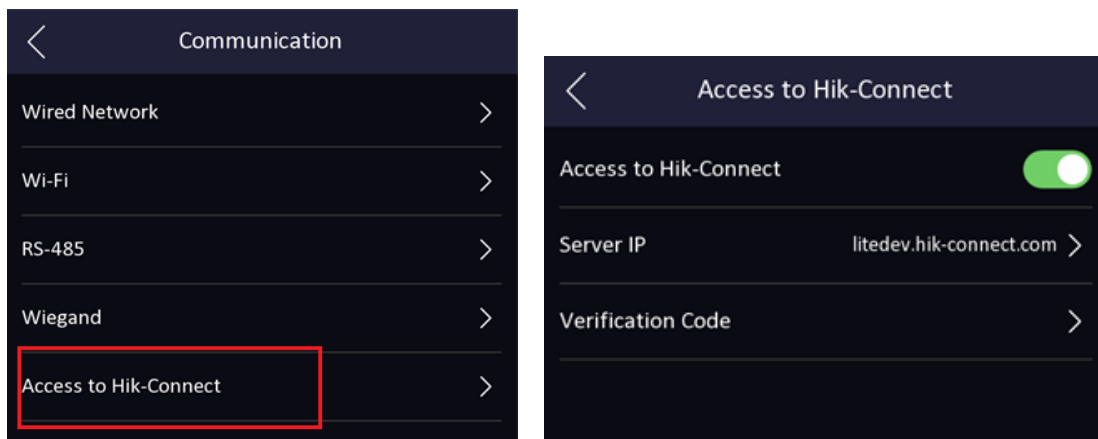
Device Model: DS-K1T671M/MF DS-K1T671TMW/TMFW Naming Rule: M for M1 card, W for WIFI, F for fingerprint	Firmware Version	ARM: ACS_671_AI3_EN_STD_V3.2.0_build210731 ACS_671_AI3_EN_NEU_V3.2.0_build210731
	SDK	Latest version
	iVMS-4200 Version	Latest baseline

Reason of Upgrade

Add new function, fix bugs, enhance products quality and meet customers' requirements.

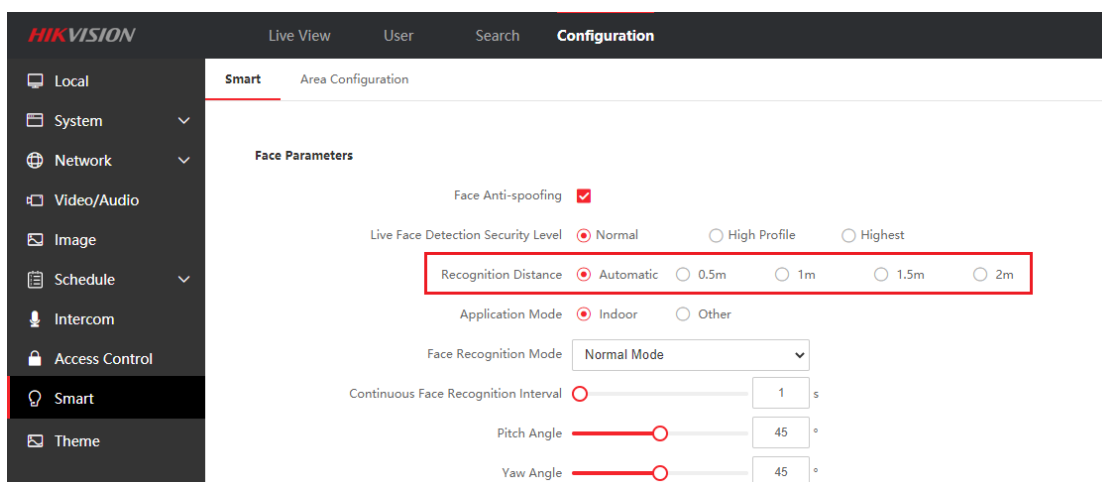
New Features

1. Add Hik-Connect menu in device UI Menu→Comm. The function is disabled in default.



Modified Features

1. Optimize the wake-up distance of the device screen through the face, and the wake-up distance is consistent with the recognition distance



DS-K1T671 Series MinMoe Terminal Release Notes (2021-06-24)

Device Model: DS-K1T671M/MF DS-K1T671TMW/TMFW Naming Rule: M for M1 card, W for WIFI, F for fingerprint	Firmware Version	ARM: ACS_671_AI3_EN_ STD _V3.2.0_build210609 ACS_671_AI3_EN_ NEU _V3.2.0_build210609
	SDK	Latest version
	iVMS-4200 Version	Latest baseline

Reason of Upgrade

Fix bugs, enhance products quality and meet customers' requirements.

Modified Features

1. Optimize the function of exporting data to U disk.
2. Optimize the working mechanism of infrared fill light
3. uboot security update

DS-K1T671 Series MinMoe Terminal Release Notes (2021-02-08)

Device Model: DS-K1T671M/MF DS-K1T671TMW/TMFW Naming Rule: M for M1 card, W for WIFI, F for fingerprint	Firmware Version	ARM: ACS_671_AI3_EN_STD_V3.2.0_build210203 ACS_671_AI3_EN_NEU_V3.2.0_build210203 MCU: ACS_DS-K1T671_ST1_GML_GM_V1.0.1_build210104
	SDK	Latest version
	iVMS-4200 Version	Latest baseline

Reason of Upgrade

Add new features, fix bugs, enhance products quality and meet customers' requirements.

New Feature

1. Support https feature

Live View

User

Search

Configuration

Local

System

System Settings

Maintenance

Security

User Management

Network

Video/Audio

Image

Schedule

Intercom

Access Control

Smart

Notice Publication

Security Service

Certificate Management

Certificate Files

Certificate Type

HTTPS

Create Certificate

Create

No file.

Import Passwords

Certificate Type

SYSLOG

Upload Certificate

Install

Import Communication Certificate

Certificate Type

SYSLOG

Upload Certificate

Install

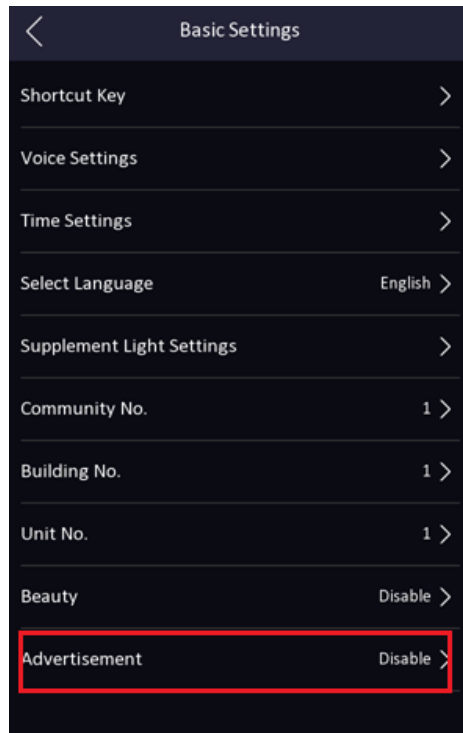
Import CA Certificate

Custom ID

Upload Certificate

Install

- Support English, Spanish (South American), Arabic, Thai, Indonesian, Russian, Vietnamese, **Brazilian Portuguese**
- Add Hik-ProConnect platform docking
- Add advertisement mode, after enable, the wallpaper will be fixed to be displayed on the top of main interface.



5. Add device operation log query function

Live View User Search **Configuration**

Upgrade & Maintenance **Log Query**

Major Type: All Types Minor Type: All Types

Start Time: 2021-01-25 00:00:00 End Time: 2021-01-25 23:59:59 **Search**

No.	Time	Major Type	Minor Type	Channel No.	Local/Remote User	Remote Host IP
01	2021-01-25 14:05:53+08:00	Operation	Remote: Restore to Default Set...	-	WEB	10.9.96.43
02	2021-01-25 14:09:37+08:00	Operation	Local: Delete Face Picture Data	-	UI	local
03	2021-01-25 14:09:51+08:00	Information	Add Person Information	-	UI	local
04	2021-01-25 14:09:51+08:00	Information	Add Card	-	UI	local
05	2021-01-25 14:09:51+08:00	Operation	Local: Face Picture Data Entry	-	UI	local
06	2021-01-25 14:09:51+08:00	Information	Add Fingerprint (By Employee I...	-	UI	local
07	2021-01-25 14:09:58+08:00	Operation	Enter Home Page	-	UI	local
08	2021-01-25 14:10:07+08:00	Operation	Enter Home Page	-	UI	local
09	2021-01-25 14:12:20+08:00	Operation	Enter Home Page	-	UI	local
10	2021-01-25 14:29:51+08:00	Operation	Enter Home Page	-	UI	local

6. Add ISAPI event monitoring upload (HTTP listening) function

Live View User Search **Configuration**

Platform Access **HTTP Listening**

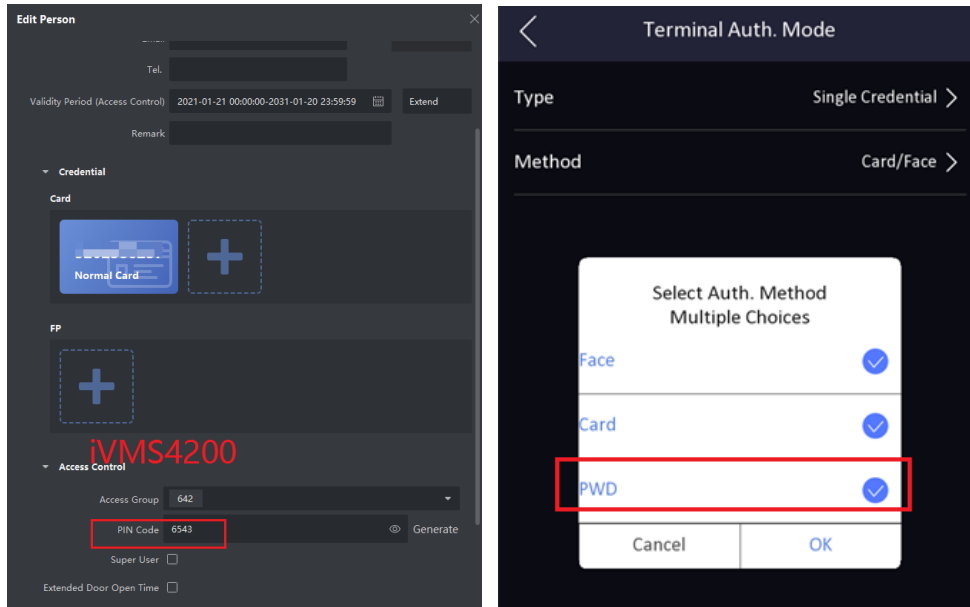
Default

No.	Destination IP or Host Name	URL	Port	Protocol
1	0.0.0.0	/	80	HTTP
2	0.0.0.0	/	80	HTTP

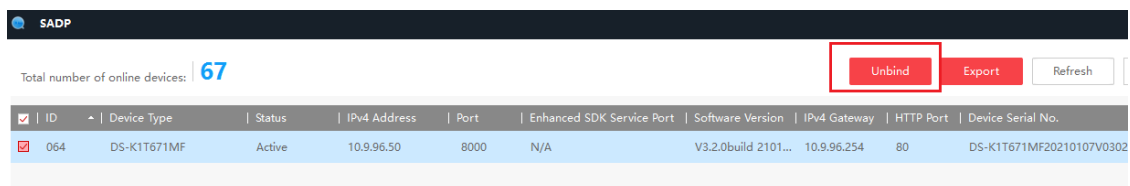
Save

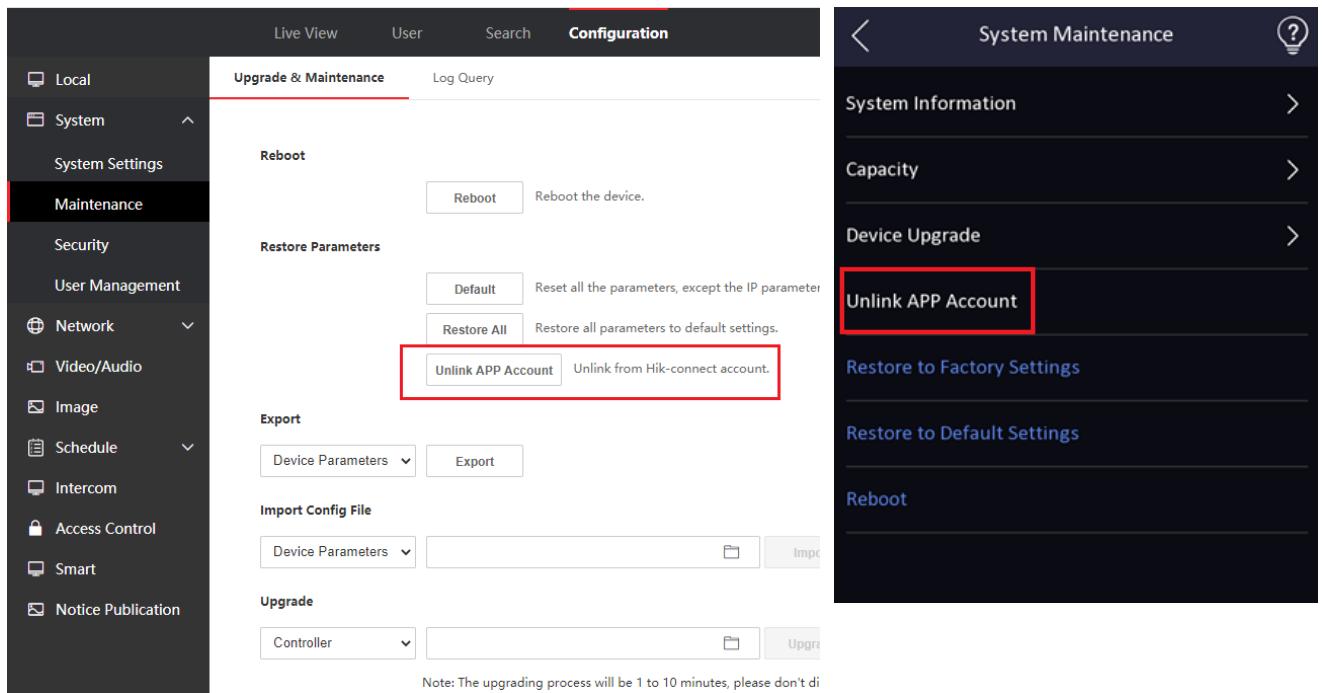
7. Support PIN code to open the door (disabled in default)

Note: PIN code should be configured from software, iVMS4200 already support, HikCentral Pro will support PIN code configuration in V2.1 expected to be released in June

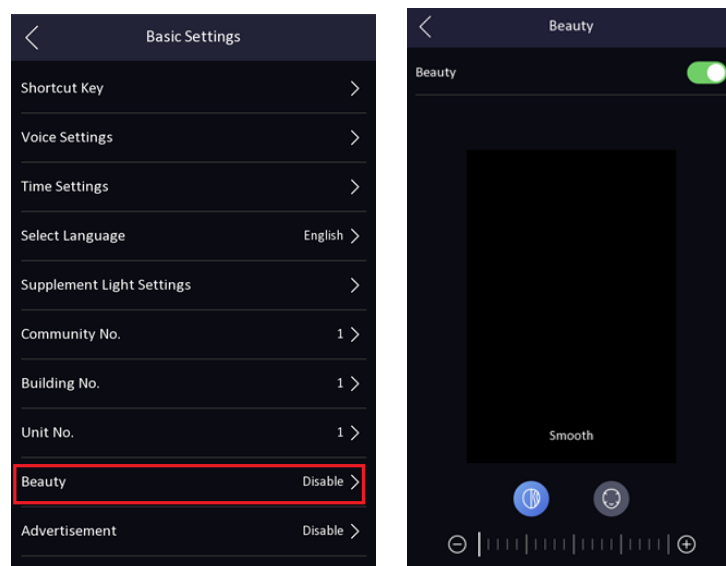


8. Support unbind device with hik-connect account on SADP tool, local UI and web interface

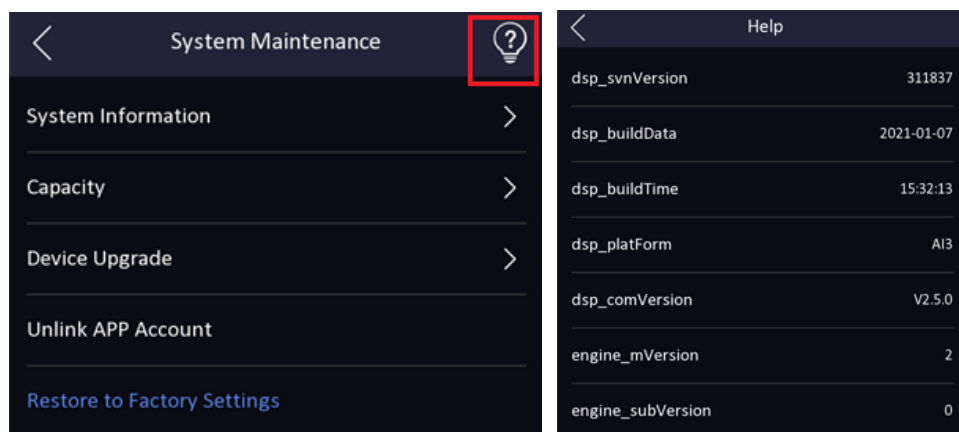




9. Add beauty function to adjust smooth and whiten parameter.



10. Add help interface to check system module version for technical support (long press for 3s).



11. Add privacy protection, customer can define the privacy related parameter, such as Event Storage Settings, Picture Uploading and Storage, Clear All Pictures in Device

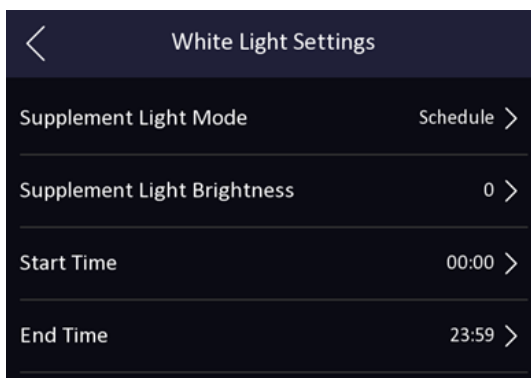
The screenshot shows the Hikvision web interface with the 'Privacy' tab selected under the 'Configuration' menu. The left sidebar lists various system settings, with 'Access Control' highlighted. The main content area is divided into three sections:

- Event Storage Settings:** Features a dropdown menu for 'Event Storage Type' with options: 'Overwriting' (selected), 'Delete Old Events Periodically', 'Delete Old Events by Specified Time', and 'Overwriting'. A red 'Save' button is visible below the dropdown.
- Picture Uploading and Storage:** Contains five toggle switches, all of which are turned on:
 - Upload Captured Picture When Authenticating
 - Save Captured Picture When Authenticating
 - Save Registered Picture
 - Upload Picture After Linked Capture
 - Save Pictures After Linked Capture
 A red 'Save' button is located at the bottom of this section.
- Clear All Pictures in Device:** Includes two checkboxes:
 - Clear Registered Face Pictures
 - Clear Captured Pictures
 A pink 'Clear' button is positioned at the bottom.

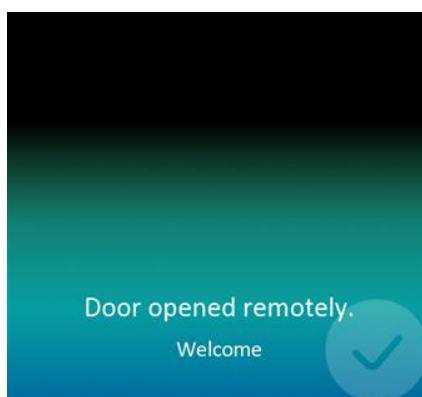
12. Configure the time period when the white light fill light is turned on and off in device local menu or web interface

The screenshot shows the Hikvision web interface with the 'Display Settings' tab selected under the 'Configuration' menu. A green notification bar at the top indicates 'Save succeeded.' The left sidebar is the same as in the previous screenshot. The main content area is divided into several sections:

- Video Standard:** A dropdown menu set to 'PAL(50HZ)'.
- WDR:** A dropdown menu set to 'Disable'.
- Basic Parameter:** A large image preview area showing a grayscale image.
- Image Adjustment:** A section containing 'Supplement Light Parameters' which are highlighted with a red box. These parameters include:
 - Supplement Light Type:** A dropdown menu set to 'Supplement Light'.
 - Supplement Light Mode:** A dropdown menu set to 'Schedule'.
 - LED Light Brightness:** A slider control set to 0.
 - Start Time:** A text input field set to '00:00:00'.
 - End Time:** A text input field set to '23:59:59'.

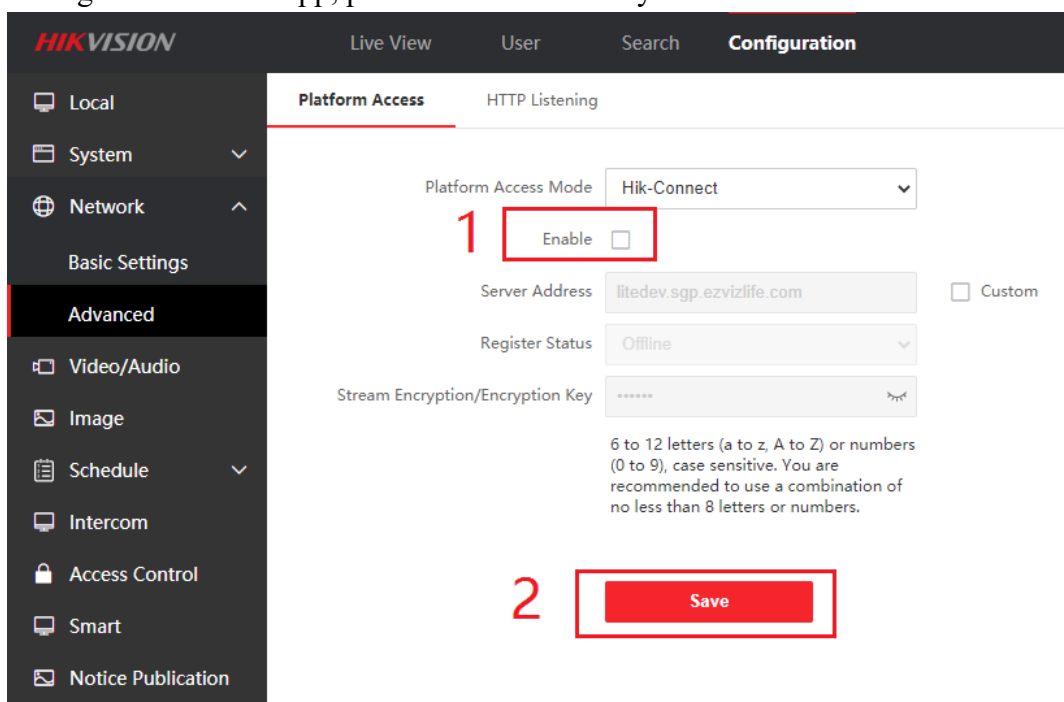


13. Add audio prompt ‘The door is open’ when open door on iVMS4200, HikCentral Pro, Hik-Connect App, and device UI will show prompt

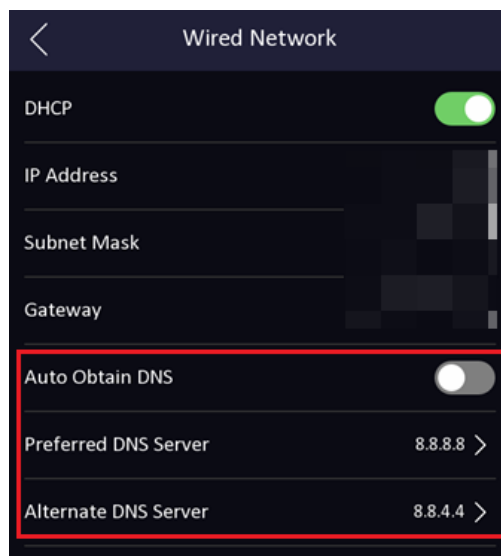


Modified Features

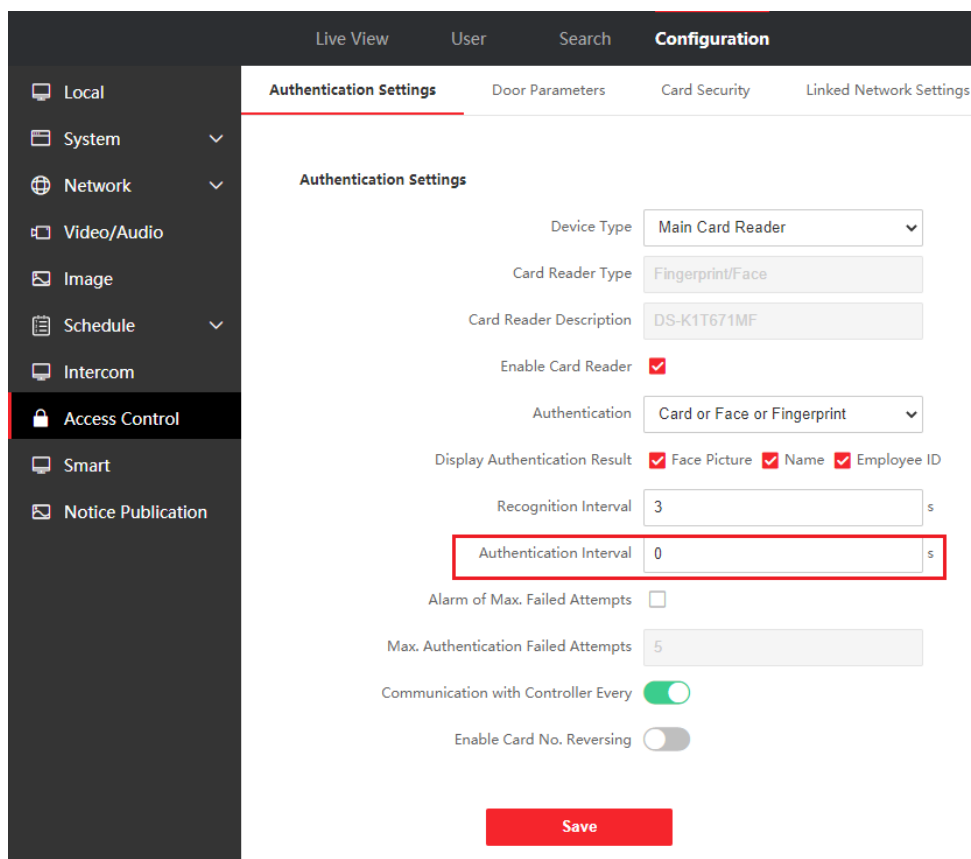
4. Hik-Connect function is turned off in default for privacy protection, if customer want to manage device from App, please turn on manually in the web.



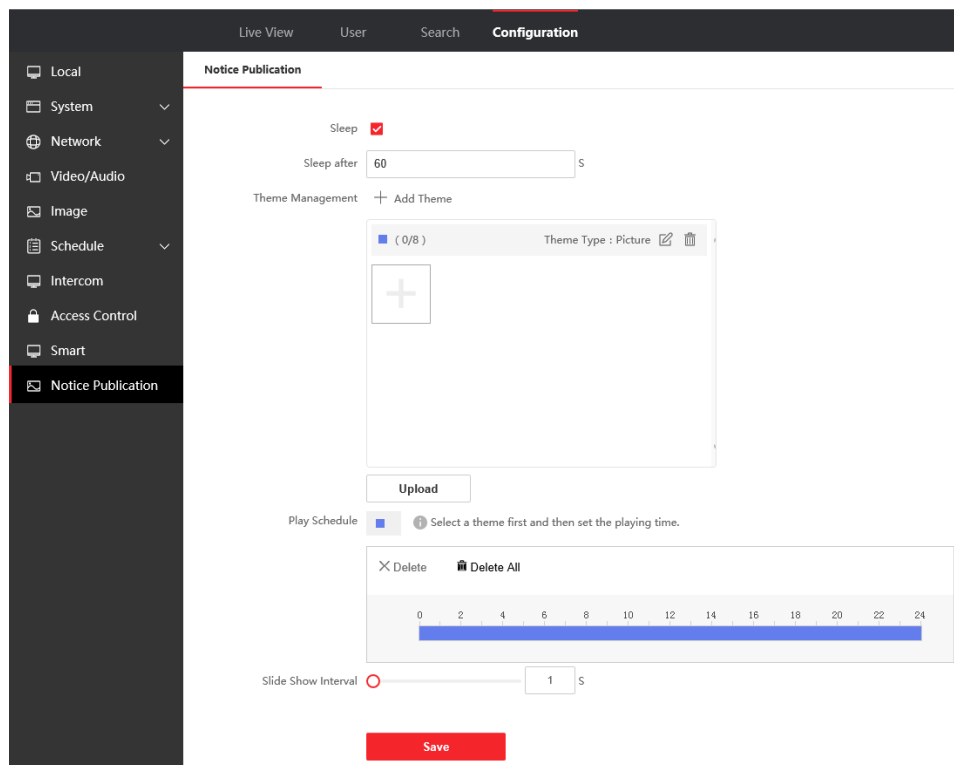
5. The face matching algorithm is upgraded. Improve the speed and accuracy of face recognition. Improved the recognition effect of dark masks
6. DNS can be configured from device UI in menu → Comm. → Wired Network



7. Optimized the ISUP and Hik-Connect event upload mechanism.
8. Add stranger authentication timeout time configuration



9. Add advertisement/wallpaper play schedule configuration, slide show interval.



10. Optimize the firmware upgrade mechanism to ensure possible problems caused by power outage during the upgrade process.

Customer Impact and Recommended Action

This update refers to function/compatibility improvement and will take effect automatically after the Date of Change. We are very sorry for any inconvenience of use-habit changes caused by this action. For any questions and request for this firmware, please contact our local technical support team.

Note:

- Hikvision reserves the right to change, alter or withdraw the above notification without prior notice.
- Product design and specifications are subject to change without prior notice.
- The Hikvision firmware may contain errors known as errata, which may cause the product to deviate from published specifications. Current characterized errata are available on request.
- Hikvision is not liable for any typing or printing errors.

Hikvision Digital Technology CO., Ltd.
No. 555 Qianmo Road, Binjiang District, Hangzhou 310051, China
Tel: +86-571-8807-5998
FAX: +86-571-8993-5635
Email: overseabusiness@hikvision.com