

DS-K1T502 Series Access Control Terminal Release Notes (2024-07-22)

Device Model: DS-K1T502DBFWX, DS-K1T502DBFWX-C, DS-K1T502DBWX, DS-K1T502DBWX-C DS-K1T502DBWX-QR DS-K1T502DBWX-CQR Naming Rule: D for Desfire&M1 card B for Bluetooth, F for Fingerprint W for Wi-Fi, -C for Camera -QR for QR code	Firmware Version	AIS_FRACS_502_F1pro_EN_STD_V1.9.0_build240716 AIS_FRACS_502_F1pro_EN_NEU_V1.9.0_build240716
	Software	HikCentral AC: https://www.hikvision.com/en/support/download/software/hikcentral-access-control-v2-2-0/ Please add device to iVMS/HCP with port 80, the default port 8000 will not work

Reason of Upgrade

Fix bugs, enhance product quality and meet customers' requirements

Modified Features

1. Optimize remote fingerprint collection from hik-connect cloud portal.

DS-K1T502 Series Access Control Terminal Release Notes (2024-07-05)

Device Model: DS-K1T502DBFWX, DS-K1T502DBFWX-C,	Firmware Version	AIS_FRACS_502_F1pro_EN_STD_V1.9.0_build240618 AIS_FRACS_502_F1pro_EN_NEU_V1.9.0_build240618
--	---------------------	--

<p>DS-K1T502DBWX, DS-K1T502DBWX-C DS-K1T502DBWX-QR DS-K1T502DBWX-CQR</p> <p>Naming Rule: D for Desfire&M1 card B for Bluetooth, F for Fingerprint W for Wi-Fi, -C for Camera -QR for QR code</p>	<p>Software</p>	<p>HikCentral AC: https://www.hikvision.com/en/support/download/software/hikcentral-access-control-v2-2-0/</p> <p>Please add device to iVMS/HCP with port 80, the default port 8000 will not work</p>
---	-----------------	--

Reason of Upgrade

Fix bugs, enhance product quality and meet customers' requirements

Modified Features

- 2. Optimize NFC related function

DS-K1T502 Series Access Control Terminal Release Notes (2024-05-15)

<p>Device Model: DS-K1T502DBFWX, DS-K1T502DBFWX-C, DS-K1T502DBWX, DS-K1T502DBWX-C DS-K1T502DBWX-QR DS-K1T502DBWX-CQR</p> <p>Naming Rule: D for Desfire&M1 card B for Bluetooth, F for Fingerprint W for Wi-Fi, -C for Camera -QR for QR code</p>	<p>Firmware Version</p>	<p>AIS_FRACS_502_F1pro_EN_STD_V1.9.0_build240513 AIS_FRACS_502_F1pro_EN_NEU_V1.9.0_build240513</p>
	<p>Software</p>	<p>HikCentral AC: https://www.hikvision.com/en/support/download/software/hikcentral-access-control-v2-2-0/</p> <p>Please add device to iVMS/HCP with port 80, the default port 8000 will not work</p>

Reason of Upgrade

Fix bugs, enhance product quality and meet customers' requirements

New Features

1. New model released: DS-K1T502DBWX-QR & DS-K1T502DBWX-CQR
Model with QR contains QR code module

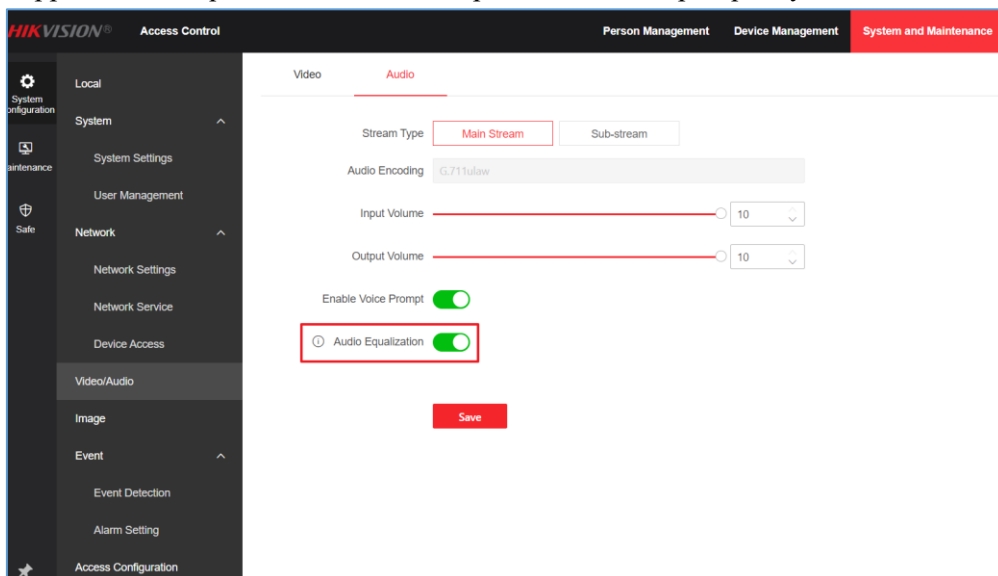


DS-K1T502DBWX-CQR



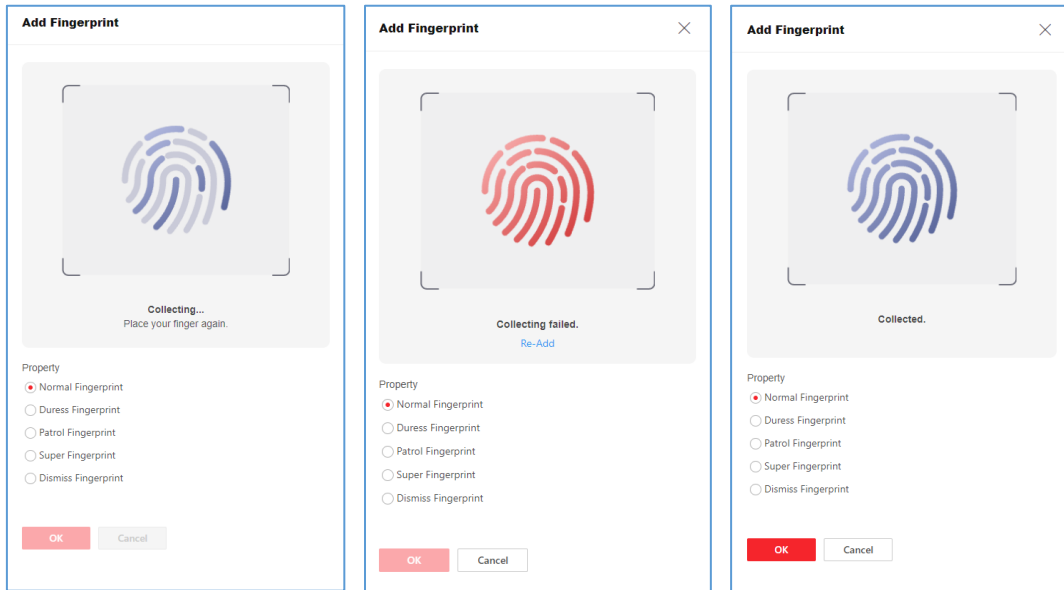
DS-K1T502DBWX-QR

2. Add new language:
Arabic, English, French, Indonesian, Italian, Portuguese (Brazil), Russian, Spanish (Europe), Thai, Ukrainian, Vietnamese, German, Polish, Hungarian, Czech, Romanian, Bulgarian, Croatian, Serbian, Greek, Slovak, Portuguese, Dutch, Turkish and **Hebrew (Hebrew is newly supported)**
3. Supports open door via Bluetooth using Hik-Connect APP. It takes 1-2s to open door (requirement: latest version of Hik-Connect APP)
4. Support open door via NFC function of Hik-Connect APP (requirement: latest version of Hik-Connect APP)
5. Supports Hik-Connect team mode QR code recognition (requirement: model with QR and latest version of Hik-Connect APP)
6. Supports modify name of device on indoor station (model with C)
7. Supports audio equalization function , optimize audio output quality

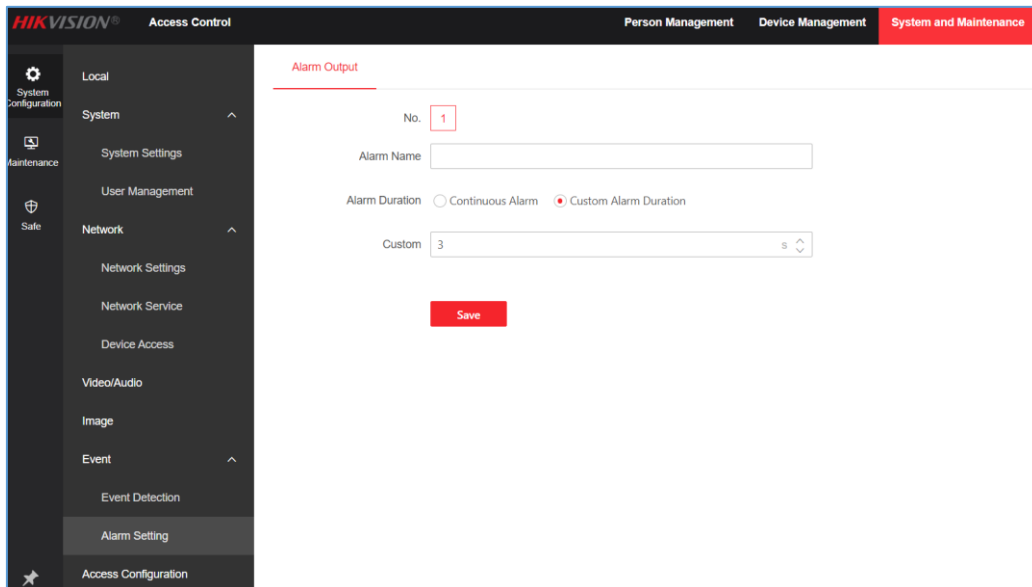


Modified Features

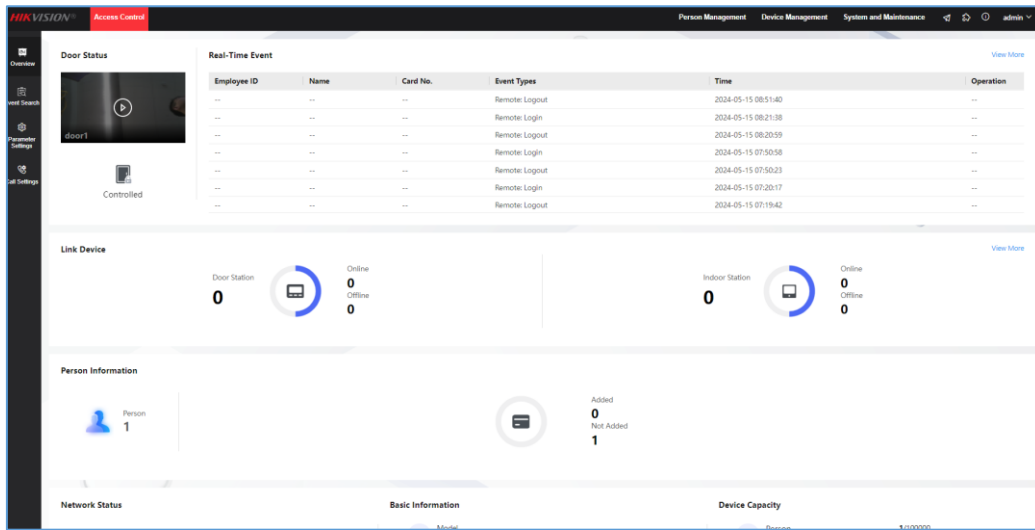
1. When powered on, indicator will be red to show power status.
2. Fingerprint collection progress optimization: when remote collecting fingerprint, there will be UI prompt about success or failure of fingerprint collection result on PC or mobile web client.



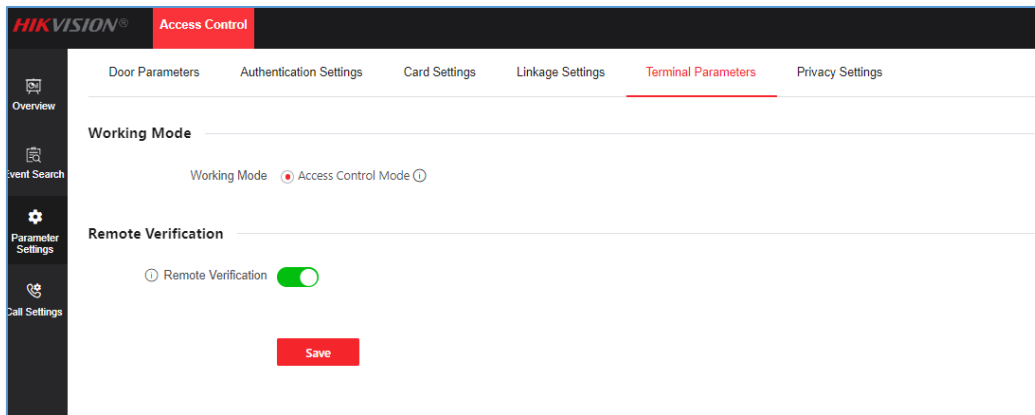
3. Supports to configure alarm output active duration



4. Supports new style of web client



5. Supports remote verification function



DS-K1T502 Series Access Control Terminal Release Notes (2023-07-20)

<p>Device Model: DS-K1T502DBFWX, DS-K1T502DBFWX-C, DS-K1T502DBWX, DS-K1T502DBWX-C</p> <p>Naming Rule: D for Desfire&M1 card B for Bluetooth F for Fingerprint W for Wi-Fi C for Camera</p>	<p>Firmware Version</p>	<p>AIS_FRACS_502_F1pro_EN_STD_V1.7.3_build230627 AIS_FRACS_502_F1pro_EN_NEU_V1.7.3_build230627</p>
	<p>Software</p>	<p>HikCentral AC: https://www.hikvision.com/en/support/download/software/hikcentral-access-control-v2-0-1/</p> <p>Please add device to iVMS/HCP with port 80, the default port 8000 will not work</p>

Reason of Upgrade

Fix bugs, enhance product quality and meet customers' requirements

New Features

1. Optimize event linking video recording in this DST duration
2. Support modify and display device name in video indoor station

DS-K1T502 Series Access Control Terminal Release Notes (2023-05-20)

Device Model: DS-K1T502DBFWX, DS-K1T502DBFWX-C, DS-K1T502DBWX, DS-K1T502DBWX-C Naming Rule: D for Desfire&M1 card B for Bluetooth F for Fingerprint W for Wi-Fi C for Camera	Firmware Version	AIS_FRACS_502_F1pro_EN_STD_V1.7.3_build230512 AIS_FRACS_502_F1pro_EN_NEU_V1.7.3_build230512
	Software	HikCentral AC: https://www.hikvision.com/en/support/download/software/hikcentral-access-control-v2-0-1/ Please add device to iVMS/HCP with port 80, the default port 8000 will not work

Reason of Upgrade

Fix bugs, enhance product quality and meet customers' requirements

New Features

1. When authenticate with QR code, upload QR code event to software(it was card event before)

DS-K1T502 Series Access Control Terminal Release Notes (2023-04-27)

Device Model: DS-K1T502DBFWX, DS-K1T502DBFWX-C, DS-K1T502DBWX, DS-K1T502DBWX-C Naming Rule: D for Desfire&M1 card B for Bluetooth F for Fingerprint W for Wi-Fi C for Camera	Firmware Version AIS_FRACS_502_F1pro_EN_STD_V1.7.3_build230419 AIS_FRACS_502_F1pro_EN_NEU_V1.7.3_build230419
	HikCentral AC: https://www.hikvision.com/en/support/download/software/hikcentral-access-control-v2-0-1/ Please add device to iVMS/HCP with port 80, the default port 8000 will not work

Reason of Upgrade

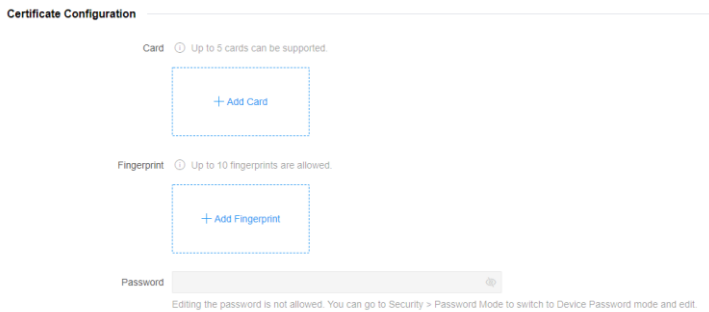
Fix bugs, enhance product quality and meet customers' requirements

New Features

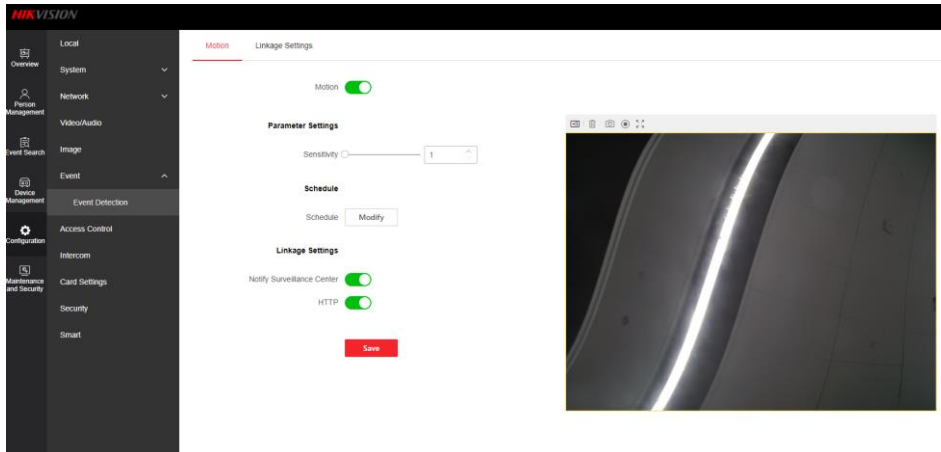
1. PIN Code supports switching between platform mode and local mode

Notice :

Open web client, go to Configuration-Security-Password mode to switch PIN Code mode. In platform mode, cannot edit PIN Code on web client, it needs to be set on platform. In local mode, can edit PIN Code on web client and PIN code set by platform is invalid.

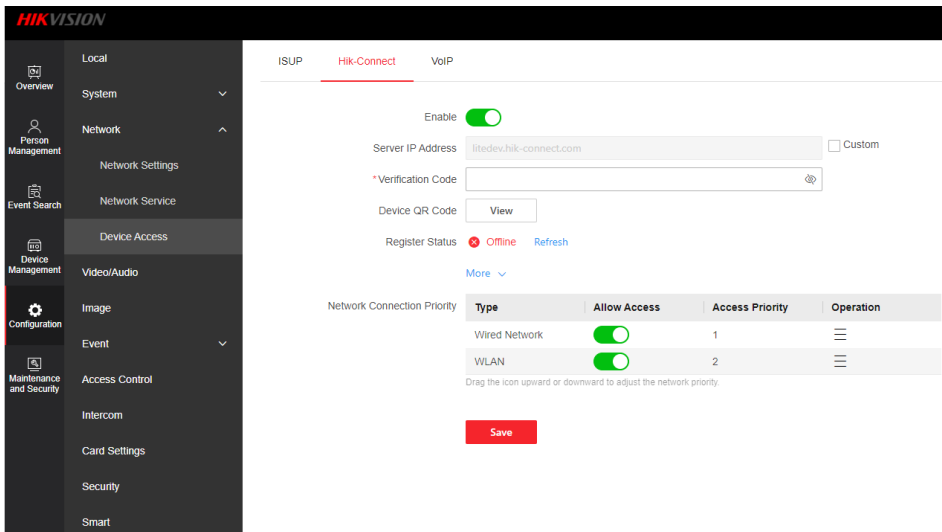


2. Support motion detection event and notify event to surveillance center(only model with camera)



3. Support one more new language: Turkish

4. Support switch network connection priority for ISUP and Hik-Connect



- 5. Support remote enroll card number via mobile web client
- 6. Support upload capture picture to Hik-Connect app when calling Hik-Connect app directly

Optimization

1. Support standard SIP server : Brekeke, miniSipServer, FreePBX, Asterisk, 3CX, ELASTIX, PBX ware. In above servers, these 4 are newly added in this version: Asterisk, 3CX, ELASTIX, PBX ware.
2. Calling duration is fixed Max. 60s
3. Support upload device name to live view interface of indoor station or main station
4. Reverse access event display order on overview page, the latest event is displayed on first line

DS-K1T502 Series Access Control Terminal Release Notes (2022-12-26)

Device Model: DS-K1T502DBFWX, DS-K1T502DBFWX-C, DS-K1T502DBWX, DS-K1T502DBWX-C Naming Rule: D for Desfire&M1 card B for Bluetooth	Firmware Version	AIS_FRACS_502_F1pro_EN_STD_V1.7.2_build221219.zip AIS_FRACS_502_F1pro_EN_NEU_V1.7.2_build221219.zip
	Software	HikCentral AC: https://www.hikvision.com/en/support/download/software/hikcentral-access-control-v2-0/

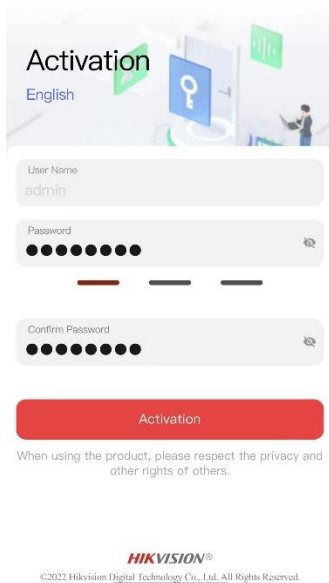
<p>F for Fingerprint W for Wi-Fi C for Camera</p>		<p>iVMS: https://www.hikvision.com/en/support/download/software/ivms4200-series/ Please add device to iVMS/HCP with port 80, the default port 8000 will not work</p>
--	--	--

Reason of Upgrade

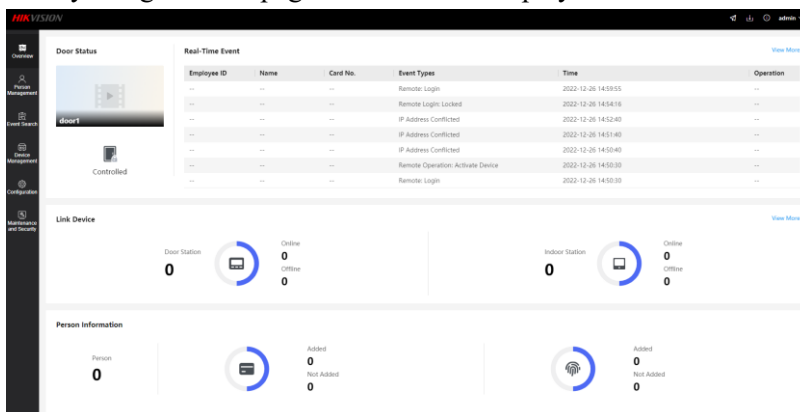
Fix bugs, enhance product quality and meet customers' requirements

New Features

- Support AP hotspot mode to simplify user operation. It supports to use web browser of smart phone or Hik-connect app to activate and setup configuration for the device.



- Newly designed web page with modular display of function



- Support 12 more new languages: German, Polish, Hungarian, Czech, Romanian, Bulgarian, Croatian, Serbian, Greek, Slovak, Portuguese (standard), Dutch
- Support auto open door mode when using Bluetooth to open door. This function need to be used with HCC app or HCAC app
- Support H.265 encoding mode

Optimization

5. Press calling button, it can call one of these objects: Management center, Indoor station, Specified Indoor Station, or Hik-connect App. This function is the same as MinMoe series

Device No. Video Intercom Network Call Settings **Press Button to Call** Number Settings

No. **Button Settings**

01 Call Management Center Call Indoor Station Call Specified Indoor Station Enter Room No. App

Save

6. Optimize video intercom volume performance
7. Support the following SIP servers: Brekeke、miniSipServer、FreePBX
8. Support QR code function after enabling QR code

HIKVISION

System Settings Authentication Settings Door Parameters Elevator Control Parameters RS-485 Wiegand Settings

Terminal 1 2

Terminal Type Fingerprint/Card

Terminal Model DS-K1T502DBFWX-C

Enable Authentication Device

Authentication Fingerprint or Card

Authentication Interval 0

Alarm of Max. Failed Attempts

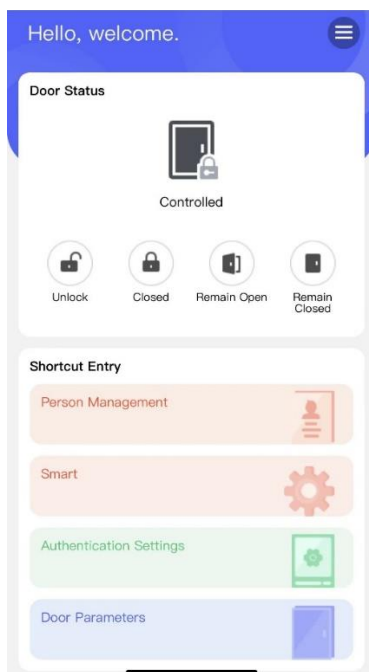
Tampering Detection

Card No. Reversing

QR Code

Save

9. Optimize smart phone web page design



10. Fix some known bugs

DS-K1T502 Series Access Control Terminal Release Notes (2022-07-22)

Device Model: DS-K1T502DBFWX, DS-K1T502DBFWX-C, DS-K1T502DBWX, DS-K1T502DBWX-C Naming Rule: D for Desfire&M1 card B for Bluetooth F for Fingerprint W for Wi-Fi C for Camera	Firmware Version AIS_FRACS_502_F1pro_EN_STD_V1.7.1_build220719 AIS_FRACS_502_F1pro_EN_NEU_V1.7.1_build220719
	Software HikCentral AC: https://www.hikvision.com/en/support/download/software/hikcentral-access-control-v1-3-0/ iVMS: https://www.hikvision.com/en/support/download/software/ivms4200-series/ Please add device to iVMS/HCP with port 80, the default port 8000 will not work

Reason of Upgrade

New model DS-K1T502 series access control terminals first time released.



New Features

1. High Protective level: IP65 & IK09 protections, as well as increased stability with zinc alloy materials
2. All-in-one: Manage access control, video intercoms, and video security with one device

3. Multiple authentication methods, including fingerprint, card, PIN code etc.
4. Remote control via the Hik-Connect mobile app
5. Support web configuration
6. **Capacity**
7. **ISAPI** protocol makes it easier to integrate with third-party software;
8. Remote video intercom and unlock door from **Hik-Connect** App on your mobile/Pad
9. Support **ISUP 5.0**(EHome 5.0) protocol to manage devices located in different location;

10. Network

Support TCP/IP and Wi-Fi, Bluetooth, adapt to LAN (network) or WAN (ISUP 5.0) network environment

Note: Bluetooth function is used to connect mobile APP to unlock the door; the APP will be released in 2022Q4

11. Function

- a. Video intercom with indoor/main station, hik-connect mobile app and iVMS4200/HikCentral; For apartment situation (both DS-K1T502 and indoor station are available), we recommend to add indoor station to hik-Connect only (do not add DS-K1T502 to Hik-Connect).

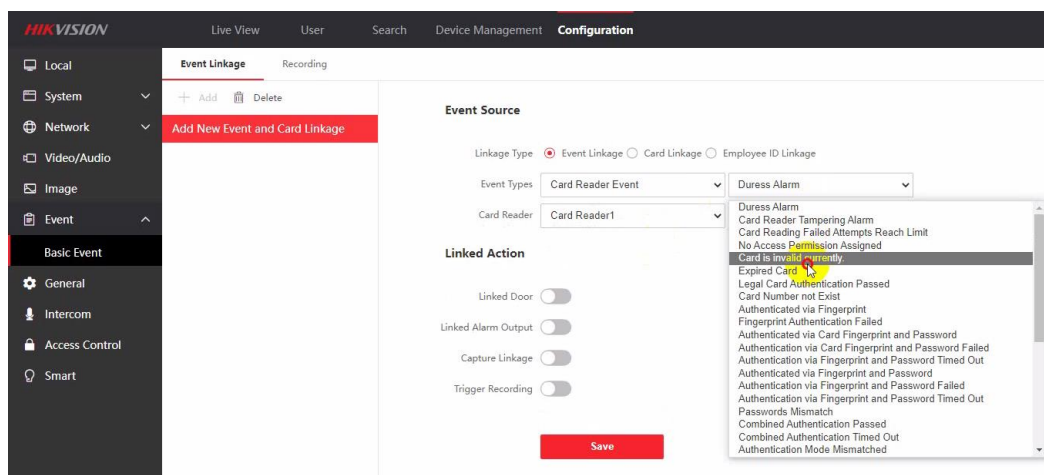
Note: If you add DS-K1T502 to Hik-Connect, it will call indoor station and Hik-Connect at the same time and you can answer from anyone of them.

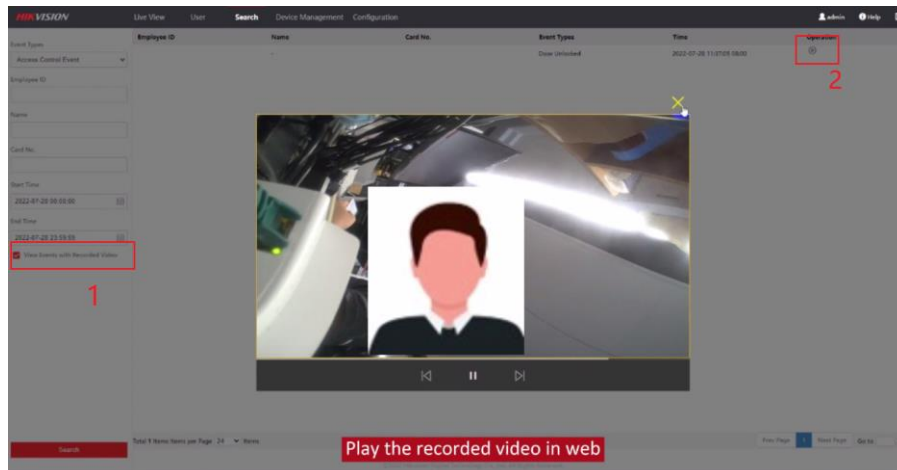
For situation that indoor station is not available in the system, you can add DS-K1T502 directly to Hik-Connect

- b. Event linkage short video stored inside TF card (max 256GB supported), and search and play

	Finger print	Card	Event	Bluetooth	Wi-Fi	Camera
DS-K1T502DBFWX	10,000	100,000 (Desfire card, M1 card)	300,000	Support	Support	N/A
DS-K1T502DBFWX-C						Support
DS-K1T502DBWX	N/A					N/A
DS-K1T502DBWX-C						Support

the video in event history.





Customer Impact and Recommended Action

This update refers to function/compatibility improvement and will take effect automatically after the Date of Change. We are very sorry for any inconvenience of use-habit changes caused by this action. For any questions and request for this firmware, please contact our local technical support team.

Note:

- Hikvision reserves the right to change, alter or withdraw the above notification without prior notice.
- Product design and specifications are subject to change without prior notice.
- The Hikvision firmware may contain errors known as errata, which may cause the product to deviate from published specifications. Current characterized errata are available on request.
- Hikvision is not liable for any typing or printing errors.

Hikvision Digital Technology CO., Ltd.
No. 555 Qianmo Road, Binjiang District, Hangzhou 310051,
China
Tel: +86-571-8807-5998
FAX: +86-571-8993-5635
Email: overseabusiness@hikvision.com